

In touch with the medium

**BEDIA**<sup>®</sup>  
*Motorentechnik*



## TEMPERATURE SWITCHES AND SENSORS

- BIMETAL TEMPERATURE SWITCHES
- ELECTRONIC TEMPERATURE SWITCHES
- ELECTRONIC TEMPERATURE SENSORS
- SCREW-IN RESISTORS



# CONTENT

The company	4
Bimetal temperature switches with reset hysteresis $\leq 15$ K	6
Connectors and designs	7
Order number overview	8
Bimetal temperature switches with reset hysteresis $\leq 25$ K	10
Connectors and designs	11
Order number overview	12
Accessories	15
Electronic temperature switches	16
Connectors and designs	17
Order number overview	18
Accessories	19
Electronic temperature sensors	20
Connectors and designs	21
Order number overview	22
Accessories	23
Screw-in resistors	24
Connectors and designs	27
Characteristics for sensor elements	29
Order number overview	32
Accessories	35



# BEDIA

## The company

---

### Measuring with system and passion

As a high performance and innovative company BEDIA develops, produces and distributes well thought out solutions for level and temperature monitoring.

We have been concentrating our skills in the domain of measuring filling levels and temperatures under extreme operating conditions. We are able to offer customized solutions to the specific requirements of our clients for small to large series. In doing so we are combining tried and tested technologies with innovative product ideas. Our expertise and flexibility are well demonstrated in the development of customer specific solutions.

One thing that all our products have in common is the nonexistence of moving or adjustable parts; our parts are not subject to mechanical interference and exhibit exceptional operational reliability.

Since 1986 BEDIA Motorentechnik is a valued partner of numerous manufacturers of agricultural and construction machinery, compressors, engines, power train control systems and utility vehicles.

The high quality requirements of our world wide operating customers are our motivation for the constant improvement of our products and processes. The stable customer relationships of many years standing express the high quality of our products and the satisfaction of our customers.

We hope you will get a comprehensive overview of our products from this catalog. Please feel free to contact us, we will be happy to assist you with our advice and experience.



## Company history at a glance

- 2009**
Relocation of **BEDIA Motorentechnik** and **BEDIA Kabel** to the new corporate building in Altdorf in the industrial park near the A6.
- 2008**
Takeover of the production for sensors from the business entit **E-T-A** in Altdorf
- 2006**
Spin-off of the new **BEDIA Kabel** business unit from **BEDIA Motorentechnik GmbH & Co. KG** into **BEDIA Kabel GmbH & Co. KG**.
- 2005**
Reorganization of **BEDIA Motorentechnik GmbH** into **BEDIA Motorentechnik GmbH & Co. KG**, preparation and the transfer of business administration to **Holger Schultheis**.
- 2000**
Sale of the water treatment business unit to **Aqua-Concept GmbH**.
- 1994**
Transfer of the **Sensor Systems** and **Water Treatment** business unit from **BEDIA Maschinenfabrik** to **BEDIA Motorentechnik**.
- 1986**
Foundation of **BEDIA Motorentechnik** in **Leinburg**. Core focus business with vehicle wiring cables and delivery of sensor parts for the **Bedia Maschinenfabrik** in **Bonn**.

## Our products at a glance

- capacitative level sensors with and without the certification of the classification societies
- intelligent, analog tank sensors for fuels and oils
- intelligent, analog hot wire sensors for monitoring oil sump fill levels
- temperature sensors
- mechanical temperature switches
- electronic temperature switches
- electronic temperature sensors
- DC/DC converters



**We are certified in accordance with ISO 9001:2008**

# BIMETAL TEMPERATURE SWITCHES

## Bimetal temperature switches with reset hysteresis $\leq 15$ K

### Description

In a robust brass or stainless steel housing there is a bimetal disc, which snaps over when nominal switching temperature is reached.

The switching contact can be implemented as a normally closed contact or a normally open contact in the temperature range between  $-25^{\circ}\text{C}$  and  $190^{\circ}\text{C}$ .

The switch opens or closes its contact upon rising temperature and resets automatically to the original switching state when the temperature has dropped. The switching temperature cannot be adjusted.

The bimetal disc carries no current, and this eliminates the possibility of arcing.

The reset switching temperature is typically 5...15 K below the switching temperature. Other values on request.

A Normally Open (NO=open in the normal state) switch closes a circuit on reaching the switching temperature.

A Normally Closed (NC= closed in the normal state) switch opens a circuit on reaching the switching temperature.

The type of integral thread, sealing face and the heat transfer pin are to the customer specifications or can be selected from our extensive standard range.

### Technical Data

Nominal voltage:	12 VDC / 24 VDC
Max. load:	16 A at $25^{\circ}\text{C}$
Min. load:	50 mA with silver-plated contacts (standard) $\geq 10$ mA with gold-plated contacts
Contact arrangement:	normally closed / normally open
Reset type:	automatic
Standard response temperature range	
stepped in 5 K intervals:	$-25^{\circ}\text{C}$ to $+190^{\circ}\text{C}$
Standard tolerance:	$\pm 3$ K / $\pm 5$ K / $\pm 8$ K
Reset hysteresis:	$\leq 15$ K min. 5 K, other values on request
Standard contact resistance of switch	$\leq 25$ m $\Omega$ with silver-plated contacts (standard)
mechanism:	$\leq 10$ m $\Omega$ with gold-plated contacts
Switch operations at rated current:	50000 at 12 VDC / 10000 at 24 VDC
Vibration 10 Hz to 60 Hz:	10 g
Connector:	see order number overview
IP-protection:	depending on the connector type
Housing material:	brass (standard), stainless steel on request

# CONNECTORS AND DESIGNS



- Connector blade terminal 6,3 x 0,8; 1-pole  
Protection class IP 67 according to to DIN 40050
- » Order numbers overview starting at page 9



- Connector blade terminal 6,3 x 0,8; 2-pole  
Protection class IP 67 according to to DIN 40050
- » Order numbers overview starting at page 9



- Connector blade terminal 6,3 x 0,8; 2-pole  
Protection class IP 67 according to to DIN 40050
- » Order numbers overview starting at page 8



- Connector bayonet 10SL plastic  
Protection class IP 67 according to DIN 40050
- » Order numbers overview starting at page 8



- Connector bayonet according to ISO 15170  
Protection class IP 69K according to DIN 40050
- » Order numbers overview starting at page 8



- Connector minitimer 2,8 x 0,8  
Protection class IP 67 according to DIN 40050
- » Order numbers overview starting at page 8




- Connector minitimer 2,8 x 0,8  
Protection class IP 67 according to DIN 40050
- » Order numbers overview starting at page 8



- Connector DEUTSCH DT04-2P  
Protection class IP 67 according to DIN 40050
- » Order numbers overview starting at page 9



- Cable with flying leads  
Protection class IP 69K according to DIN 40050
- » Order numbers overview starting at page 9



- Cable with DEUTSCH DT04-3P  
Protection class IP 69K according to DIN 40050
- » Order numbers overview starting at page 9



- Cable with connector M12x1  
Protection class IP 69K according to DIN 40050
- » Order numbers overview starting at page 9



- Cable with DEUTSCH DT04-3P  
Protection class IP 69K according to DIN 40050
- » Order numbers overview starting at page 9

# ORDER NUMBER OVERVIEW

## Connector bayonet according to ISO 15170

Thread	Switch point	Function	Electric potential	Order number
M 14 x 1,5	110°C	normally closed	potential free	422 178



## Connector bayonet 10SL plastic

Thread	Switch point	Function	Electric potential	Order number
M 14 x 1,5	17°C	normally closed	potential free	420 148



## Connector minitimer 2,8 x 0,8

Thread	Switch point	Function	Electric potential	Order number
G 1/4 "	20°C	normally closed	potential free	420 181
M 12 x 1,5	40°C	normally open	potential free	422 866
M 22 x 1,5	55°C	normally open	potential free	422 857
M 12 x 1,75	80°C	normally closed	potential free	422 863
M 22 x 1,5	85°C	normally open	potential free	422 858
M 14 x 1,5	90°C	normally closed	potential free	420 277
1/2 " - 14 NPTF	112°C	normally closed	potential free	422 854



## Connector blade terminal 6,3 x 0,8; 1-pole

Thread	Switch point	Function	Electric potential	Order number
M 27 x 2	5°C	normally closed	Low side switch	422 169
1/4" -18NPTF	120°C	normally open	Low side switch	422 861
M 14 x 1,5	140°C	normally open	Low side switch	422 875





### Connector blade terminal 6,3 x 0,8; 2-pole

Thread	Switch point	Function	Electric potential	Order number
M 14x 1,5	55°C	normally open	potential free	422 871
M 14x 1,5	70°C	normally open	potential free	422 872
M 14x 1,5	90°C	normally closed	potential free	420 293
M 18 x 1,5	90°C	normally open	potential free	421 085
9/16" UNF	95°C	normally closed	potential free	422 870
M 14x 1,5	95°C	normally closed	potential free	422 869
M 14x 1,5	100°C	normally closed	potential free	422 360



### Connector Deutsch DT04-2P

Thread	Switch point	Function	Electric potential	Order number
M 14x 1,5	5°C	normally closed	potential free	422 183
1/2" - 14 NPTF	110°C	normally open	potential free	422 862



### Cable connection

Thread	Switch point	Function	Electric potential	Cable length	Cable connection type	Order number
G 1/2"	80°C	normally closed	potential free	400mm	1*	422 168
M 14x 1,5	85°C	normally closed	potential free	350mm	3*	422 175
M 14x 1,5	85°C	normally open	potential free	350mm	3*	422 158
M 14 x 1,5	85°C	normally closed	potential free	300mm	4*	420 929
M 22x 1,5	92°C	normally open	potential free	325mm	2*	422 865
M 22x 1,5	92°C	normally open	potential free	350mm	3*	422 164
M 16x 1,5	92°C	normally open	potential free	350mm	3*	422 185
M 12x 1,5	95°C	normally closed	potential free	500mm	2*	422 855
M 14x 1,5	95°C	normally closed	potential free	570mm	2*	422 218
M 14 x 1,5	100°C	normally closed	potential free	570mm	2*	422 217
M 14x 1,5	100°C	normally closed	potential free	350mm	3*	422 176
M 12x 1,5	105°C	normally closed	potential free	500mm	2*	422 856
M 22x 1,5	105°C	normally open	potential free	350mm	3*	422 157



1\* Cable with flying leads  
2\* Cable with Deutsch connector DT04-2P

3\* Cable with Deutsch connector DT04-3P  
4\* Cable with connector M12x1

# BIMETAL TEMPERATURE SWITCHES

## Bimetal temperature switches with reset hysteresis $\leq 25$ K

### Description

These temperature switches operate by means of a thermally sensitive bimetal snap-element which switches a double electrical contact when reaching a pre-set response temperature. They can be normally open or normally closed. The electrical current flows through the bimetal element, which therefore gives a combination of temperature- and current-sensitivity.

The resilient snap action disk ensures excellent performance.

The bimetal will only snap back to its initial condition after the temperature has dropped significantly. Compared to other temperature switches with relatively small hysteresis, the temperature difference between the temperature switch opening and closing is significantly higher. This ensures a more distinct status indication, i.e. longer switch-off times, in the event of a fault condition.

### Technical Data

Nominal voltage:	12 VDC / 24 VDC
Max. load:	36 VDC / 1,0 A
	24 VDC / 1,5 A
Min. load:	50 mA
Contact arrangement:	normally closed / normally open
Reset type:	automatic
Standard response temperature range	
stepped in 5 K intervals:	+50 °C to +180 °C
Standard tolerance:	$\pm 3$ K / $\pm 5$ K / $\pm 10$ K
Reset hysteresis:	$\leq 25$ K
Standard contact resistance of switch	
mechanism:	$\leq 40$ m $\Omega$
Switch operations at rated current:	10000
Vibration 10 Hz to 60 Hz:	10 g
Connector:	see order number overview
IP-protection:	depending on the connector type
Housing material:	brass (standard), stainless steel on request

# CONNECTORS AND DESIGNS



■ Connector blade terminal 6,3 x 0,8  
Protection class IP 67 according to DIN 40050

» Order numbers overview starting at page 13



■ Connector blade terminal 6,3 x 0,8  
Protection class IP 67 according to DIN 40050

» Order numbers overview starting at page 13



■ Connector bayonet 10 SL plastic  
Protection class IP 67 according to DIN 40050

» Order numbers overview starting at page 12



■ Connector minitimer 2,8 x 0,8  
Protection class IP 67 according to DIN 40050

» Order numbers overview starting at page 13



■ Connector bayonet according to ISO 15170  
Protection class IP 69K according to DIN 40050

» Order numbers overview starting at page 12



■ Connector bayonet 10 SL according to VG 95234  
Protection class IP 67 according to DIN 40050

» Order numbers overview starting at page 12



■ Cable with flying leads  
Protection class IP 69K according to DIN 40050

» Order numbers overview starting at page 13



■ Cable with flying leads  
Protection class IP 69K according to DIN 40050

» Order numbers overview starting at page 13



■ Cable with DEUTSCH DT04-2P  
Protection class IP 69K according to DIN 40050

» Order numbers overview starting at page 13



■ Cable with DEUTSCH DT06-2S  
Protection class IP 69K according to DIN 40050

» Order numbers overview starting at page 13

# ORDER NUMBER OVERVIEW

## Connector bayonet according to ISO 15170

Thread	Switch point	Function	Electric potential	Order number
M 14 x 1,5	50°C	normally open	potential free	422 874
M 14 x 1,5	60°C	normally closed	potential free	421 069
M 14 x 1,5	90°C	normally closed	potential free	422 849
M 14 x 1,5	95°C	normally open	potential free	422 842
M 14 x 1,5	100°C	normally open	potential free	422 843
M 14 x 1,5	110°C	normally open	potential free	422 320
M 14 x 1,5	120°C	normally open	potential free	422 844
M 14 x 1,5	120°C	normally closed	potential free	422 847
M 14 x 1,5	150°C	normally open	potential free	422 321



## Connector bayonet 10SL according to VG 95234

Thread	Switch point	Function	Electric potential	Order number
M 14 x 1,5	80°C	normally open	potential free	422 316
M 18 x 1,5	80°C	normally open	potential free	422 318
M 14 x 1,5	120°C	normally closed	potential free	421 088
M 14 x 1,5	130°C	normally open	potential free	422 313
M 14 x 1,5	130°C	normally closed	potential free	420 295



## Connector bayonet 10SL plastic

Thread	Switch point	Function	Electric potential	Order number
9/16"-18UNF	50°C	normally open	potential free	420 186
9/16"-18UNF	60°C	normally closed	potential free	420 224
9/16"-18UNF	70°C	normally closed	potential free	420 190
3/4"-16UNF	100°C	normally open	potential free	420 189
9/16"-18UNF	100°C	normally open	potential free	420 353
9/16"-18UNF	120°C	normally open	potential free	420 187
9/16"-18UNF	150°C	normally open	potential free	420 191



### Connector minitimer 2,8 x 0,8

Thread	Switch point	Function	Electric potential	Order number
M 14x1,5	50°C	normally closed	potential free	422 322




### Connector blade terminal 6,3 x 0,8

Thread	Switch point	Function	Electric potential	Order number
M 16 x 1,5	50°C	normally closed	potential free	421 087
M 14 x 1,5	50°C	normally closed	potential free	421 099
M 14 x 1,5	70°C	normally open	potential free	421 079
M 14 x 1,5	95°C	normally open	potential free	421 077
M 14 x 1,5	95°C	normally closed	potential free	420 133
R 1/2"	95°C	normally closed	potential free	422 314
M 14 x 1,5	100°C	normally open	potential free	420 166
M 14 x 1,5	110°C	normally open	potential free	420 221
M 14 x 1,5	115°C	normally closed	potential free	422 230
M 14 x 1,5	120°C	normally open	potential free	420 155
M 14 x 1,5	130°C	normally closed	potential free	421 067



### Cable connection

Thread	Switch point	Function	Electric potential	Cable length	Cable connection type	Order number
M 14x 1,5	50°C	normally open	potential free	1300mm	1*	421 096
M 14x 1,5	70°C	normally open	potential free	315mm	3*	420 926
M 14x 1,5	70°C	normally open	potential free	1300mm	1*	421 097
M 14x 1,5	80°C	normally open	potential free	1300mm	1*	420 149
M 14x 1,5	100°C	normally closed	potential free	3000mm	1*	422 182
M 14x 1,5	110°C	normally open	potential free	315mm	3*	420 206
M 14x 1,5	120°C	normally open	potential free	320mm	2*	420 182
M 14x 1,5	120°C	normally open	potential free	315mm	3*	422 841



1\* Cable with flying leads  
 2\* Cable with Deutsch connector DT04-2P  
 3\* Cable with Deutsch connector DT06-2S

# ORDER NUMBER OVERVIEW

## Temperature sensors with switch point

Thread	Switch point	Function	Electric potential	Check values at	Order number
<i>Connector bayonet according to ISO 15170</i>					
5/8"-18UNF	105°C	normally open	Low side switch	20 °C-698Ω±65Ω	422 319
				60 °C-144Ω±12Ω	
				100 °C-39,6Ω±3Ω	
<i>Connector bayonet 10SL plastic</i>					
M 14 x 1,5	100°C	normally open	Low side switch	20 °C-698 Ω±74 Ω	422 333
				60 °C-144 Ω±12 Ω	
				100 °C-39,6 Ω±3 Ω	
<i>Connector minitimer 2,8 x 0,8</i>					
M 14 x 1,5	110°C	normally open	Low side switch	20 °C-698 Ω±65 Ω	422 229
				60 °C-141 Ω±12 Ω	
				100 °C-39,6 Ω±3 Ω	
<i>Connector blade terminal 6,3 x 0,8</i>					
M 14 x 1,5	80°C	normally open	Low side switch	20 °C-698 Ω±74 Ω	420 156
				60 °C-144 Ω±12 Ω	
				100 °C-39,6 Ω±3 Ω	
M 14 x 1,5	95°C	normally open	Low side switch	20 °C-698 Ω±74 Ω	420 152
				60 °C-144 Ω±12 Ω	
				100 °C-39,6 Ω±3 Ω	
M 14 x 1,5	100°C	normally open	Low side switch	20 °C-698 Ω±74 Ω	421 094
				60 °C-144 Ω±12 Ω	
				100 °C-39,6 Ω±3 Ω	
M 14 x 1,5	110°C	normally open	Low side switch	20 °C-698 Ω±74 Ω	421 095
				60 °C-144 Ω±12 Ω	
				100 °C-39,6 Ω±3 Ω	



Thread	Switch point	Function	Electric potential	Check values at	Cable length	Cable connection type	Order number
<i>Cable connection</i>							
M 14 x 1,5	80°C	normally open	Low side switch	20 °C-698Ω±65Ω	100mm	2*	420 262
				60 °C-144Ω±12Ω			
				100 °C-39,6Ω±3Ω			



2\* Cable with Deutsch connector DT04-2P

Accessories for screw-in resistor with minitimer 2,8 mm x 0,8 mm

Order number	Description
420 125	connector 2-pole

Accessories for temperature switches and sensors with bayonet connector 10 SL according to VG 95234

Order number	Description
421 652	Female bayonet connector 10 SL straight according to VG 95234
421 885	Female bayonet connector 10 SL 90° according to VG 95234
420 760	Female bayonet connector 10 SL straight
420 761	Female bayonet connector 10 SL 90°

Accessories for temperature switches and sensors with bayonet according to ISO 15750

Order number	Description
420 700	Straight connector for corrugated pipe NW* 10
420 701	90° connector for corrugated pipe NW 10
420 702	90° connector for cables
420 703	Straight connector for cable
420 739	Cable with connector 420 702 300 mm
420 750	Cable with connector 420 703 300 mm
420 732	Cable with connector 420 702 1000 mm
420 722	Cable with connector 420 703 1000 mm
420 731	Cable with connector 420 702 3000 mm
420 724	Cable with connector 420 703 3000 mm

# ELECTRONIC TEMPERATURE SWITCHES

## Technical description

The electronic temperature switch of BEDIA is fitted with thin-film resistor Pt1000 in a bridge circuit. This sensor element provides close switch point tolerances and a quick response. Switch point and reset hysteresis may be selected within the admissible operating range when ordering so as to allow the monitoring of both very wide and very close temperature ranges. The switching output is protected from short-circuit and overload.

The short-circuit current is limited by the output transistor switching off in the event of a fault. It will automatically reset as soon as the fault has been remedied.

The switch is available with low-side, high-side or potential-free DC switching output.

The switch is open in the event of power failure or disconnection of the power supply, independent of the switching function. It is available both as normally open (NO) or normally closed (NC) switch.

## Technical data

Nominal voltage:	12 VDC / 24 VDC (-25 %/+50 %) (9-36 VDC)
Current consumption:	< 10 mA
Operating temperature:	-40 °C to +125 °C
Medium temperature:	-50 °C to +150 °C
Sensor element:	Pt1000 Klasse B
Max. switching current:	1 A
Voltage drop:	< 1,5 V (1 A)
Max. switching voltage:	36 VDC
Off-state leakage current:	10 µA (25 °C)
Switch point:	freely selectable between -50 °C and +150 °C
Standard tolerance:	±3 K
Hysteresis:	freely selectable, ≥ 1 K
Switching mode:	a) potential free DC switch, either normally close or normally open b) low-side switch, either normally close or normally open c) high-side switch, either normally close or normally open
Measuring media:	lubricating oil, hydraulic oil, fuel, cooling water
Connector:	see order number overview
IP-protection:	depending on the connector type
Housing material:	brass (standard), stainless steel on request
EMC:	according to to e1 standard 72/245/EWG



# CONNECTORS AND DESIGNS



■ Connector bayonet according to ISO 15170  
Protection class IP 69K according to DIN 40050

» Order number overview starting at page 18



■ Connector bayonet according to ISO 15170  
Protection class IP 69K according to DIN 40050

» Order number overview starting at page 18



■ Connector bayonet 10SL according to VG 95234  
Protection class IP 67 according to DIN 40050

» Order number overview starting at page 18



■ Connector DIN EN 175301-803-A  
Protection class IP 65 according to DIN 40050

» Order number overview starting at page 18



■ Cable with flying leads  
Protection class IP 69K according to DIN 40050

» Order number overview starting at page 19



■ Cable with flying leads  
Protection class IP 69K according to DIN 40050

» Order number overview starting at page 19



■ Cable connection with bayonet according to ISO 15170 overmoulded  
Protection class IP 69K according to DIN 40050

» Order number overview starting at page 19

# ORDER NUMBER OVERVIEW

## Connector bayonet according to ISO 15170

Thread	Switch point	Function	Hysteresis	Electric potential	Order number
M 14 x 1,5	0 °C	normally open	5K	potential free	420 151
M 14 x 1,5	5 °C	normally open	3K	potential free	420 215
G 3/8"	5 °C	normally open	5K	High side switch	420 499
M 14 x 1,5	10 °C	normally closed	1K	potential free	420 509
G 3/8"	15 °C	normally open	1K	High side switch	420 120
M 14 x 1,5	15 °C	normally closed	5K	potential free	420 216
M 14 x 1,5	25 °C	normally open	15K	High side switch	420 510
G 3/8"	40 °C	normally open	15K	High side switch	420 199
G 3/8"	50 °C	normally open	1K	High side switch	420 178
G 3/8"	60 °C	normally open	1K	High side switch	420 121
M 14 x 1,5	75 °C	normally closed	7K	High side switch	420 518
M 14 x 1,5	75 °C	normally open	3K	Low side switch	420 507
G 3/8"	80 °C	normally open	1K	High side switch	420 179
G 3/8"	80 °C	normally open	15K	High side switch	420 195
M 14 x 1,5	82 °C	normally open	8K	Low side switch	420 131
M 14 x 1,5	86 °C	normally open	1K	Low side switch	420 176
M 14 x 1,5	87 °C	normally open	1K	Low side switch	420 139
M 14 x 1,5	92 °C	normally open	1K	Low side switch	420 142
M 14 x 1,5	96 °C	normally open	1K	Low side switch	420 137
M 14 x 1,5	120 °C	normally closed	1K	Low side switch	420 399



## Connector bayonet 10SL according to VG 95234

Thread	Switch point	Function	Hysteresis	Electric potential	Order number
M 14 x 1,5	-4 °C	normally closed	4K	Low side switch	420 228
M 14 x 1,5	0 °C	normally open	4K	Low side switch	420 229
M 14 x 1,5	0 °C	normally closed	10K	Low side switch	421 084
M 14 x 1,5	10 °C	normally open	10K	potential free	420 138
M 14 x 1,5	96 °C	normally open	1K	Low side switch	420 157




## Connector DIN EN 175301-803-A

Thread	Switch point	Function	Hysteresis	Electric potential	Order number
G 1/4"	80 °C	normally closed	10K	High side switch	420 352



## Cable connection

Thread	Switch point	Function	Hysteresis	Electric potential	Cable length	Cable connection type	Order number
M 14 x 1,5	3 °C	normally open		1K	Low side switch	2000 mm	1* 420 249
M 14 x 1,5	15 °C	normally open		1K	Low side switch	2000 mm	1* 420 297
M 14 x 1,5	45 °C	normally open		1K	Low side switch	10000 mm	1* 420 144
M 14 x 1,5	45 °C	normally open		1K	High side switch	4000 mm	2* 420 146
G 3/8"	3 °C	normally open		0,5K	potential free	1000 mm	1* 420 140
M 14 x 1,5	100 °C	normally closed		1K	Low side switch	10000 mm	1* 420 145
M 14 x 1,5	100 °C	normally closed		1K	High side switch	4000 mm	2* 420 147
M 16 x 1,5	40 °C	normally closed		10K	High side switch	10000 mm	1* 420 313
M 16 x 1,5	80 °C	normally closed		10K	High side switch	10000 mm	1* 420 351
G 3/8"	20 °C	normally closed		5K	potential free	1000 mm	1* 420 141
M 14 x 1,5	100 °C	normally closed		1K	High side switch	1000mm	2* 420 374



1\* Cable with flying leads

2\* Cable with bayonet according to ISO 15170 overmolded

## Accessories for temperature switches and sensors with bayonet connector 10 SL according to VG 95234

Order number	Description
421 652	Female bayonet connector 10 SL straight according to VG 95234
421 885	Female bayonet connector 10 SL 90° according to VG 95234
420 760	Female bayonet connector 10 SL straight
420 761	Female bayonet connector 10 SL 90°

## Accessories for temperature switches and sensors with bayonet according to ISO 15750

Order number	Description
420 700	Straight connector for corrugated pipe NW* 10
420 701	90° connector for corrugated pipe NW 10
420 702	90° connector for cables
420 703	Straight connector for cable

# ELECTRONIC TEMPERATURE SENSORS

## Technical description

This temperature sensor is for measuring the temperature of liquid in engines, sets of machines and utility vehicles.

A Pt1000 thin-film precision resistor is used as the measuring element. The temperature-dependent resistance of the Pt1000 is evaluated by an electronic circuit and outputted as a temperature-dependent voltage at the sensor's output. The interrelationship between temperature and voltage corresponds to the characteristic curve for the Pt100 and is thus nearly linear.

The assignment between temperature and output voltage is nearly freely selectable, the lesser temperature corresponding to the lesser output voltage. The sensor's lowest possible output voltage is 0.5 V and its greatest is 10 V. The output is overload-proof and short-circuit-proof.

The sensor has no mechanical moving parts and so is not susceptible to vibration and soiling.

## Technical data

Nominal voltage:	18 bis 32 VDC
Current consumption:	< 10 mA
Operating temperature:	-40 °C to +125 °C
Medium temperature:	-50 °C to +150 °C
Sensor element:	Pt1000 Klasse B
Measuring range:	freely selectable between -50 °C and +150 °C
Output voltage range:	freely selectable between 0,5V and 10V
Standard tolerance:	±0,5 K at 0 °C, ± 2 K at +150 °C
Measuring media:	lubricating oil, hydraulic oil, fuel, cooling water
Connector:	see order number overview
IP-protection:	depending on the connector type
Housing material:	brass (standard), stainless steel on request
EMC:	according to to e1 standard 72/245/EWG

# CONNECTORS AND DESIGNS



■ Connector bayonet according to ISO 15170  
Protection class IP 69K according to DIN 40050

» Order number overview starting at page 22



■ Connector DEUTSCH DT04-3P  
Protection class IP 67 according to DIN 40050

» Order number overview starting at page 22



■ Connector according to DIN EN 175 301-803-A  
Protection class IP 65 according to DIN 40050

» Order number overview starting at page 22



■ Cable with flying leads  
Protection class IP 69K according to DIN 40050

» Order number overview starting at page 23



■ Cable with flying leads  
Protection class IP 69K according to DIN 40050

» Order number overview starting at page 23



■ Cable with DEUTSCH DT04-4P  
Protection class IP 69K according to DIN 40050

» Order number overview starting at page 23



■ Cable with connection M12x1  
Protection class IP 69K according to DIN 40050

» Order number overview starting at page 23



■ Cable with bayonet according to ISO 15170 overmoulded  
Protection class IP 69K according to DIN 40050

» Order number overview starting at page 19

# ORDER NUMBER OVERVIEW

## Connector bayonet according to ISO 15170

Thread	Measuring temperature	Output signal	Order number
M 14 x 1,5	0 °C...150 °C	0...10V	420 501
M 14 x 1,5	-30 °C...130 °C	2...9V	420 135
M 14 x 1,5	-20 °C...130 °C	0,01...10V	420 371
M 22 x 1,5	-20 °C...130 °C	0,01V...10V	420 370
M 14 x 1,5	-20 °C...85 °C	1...9V	420 377
M 14 x 1,5	-30 °C...130 °C	0,5...9,5V	420 372
M 14 x 1,5	-20 °C...100 °C	0,5...10V	420 398
G 3/8"	-30 °C...130 °C	0,5...8,5V	420 393
M 14 x 1,5	-20 °C...85 °C	1...9V	420 500
M 14 x 1,5	-30 °C...130 °C	0,5...9,5V	420 503
M 14 x 1,5	0 °C...120 °C	0,1...5V	420 504
M 14 x 1,5	0 °C...120 °C	0,1...5V	420 502
G 3/8"	-30 °C...130 °C	0,5...4,5V	420 505
M 14 x 1,5	-40 °C...60 °C	0,5...5V	420 508
M 14 x 1,5	-30 °C...130 °C	0,5...9,5V	420 515
M 22 x 1,5	-30 °C...150 °C	0,5...9,5V	420 514
M 14 x 1,5	-20 °C...50 °C	2...9V	420 134



## Connector DT04-3P

Thread	Measuring temperature	Output signal	Order number
M 14 x 1,5	-30 °C...100 °C	0,5...5V	420 511




## Cable connection

Thread	Measuring temperature	Output signal	Cable length	Cable connection type	Order number
G 1/2 "	-30 °C...130 °C	0,5...8V	800mm	2*	420 397
M 14 x 1,5	-30 °C...130 °C	0,1...10V	1000mm	1*	420 373

1\* Cable with flying leads

2\* Cable with bayonet according to ISO 15170 overmoulded



## Accessories for temperature switches and sensors with bayonet connector 10 SL according to VG 95234

Order number	Description
421 652	Female bayonet connector 10 SL straight according to VG 95234
421 885	Female bayonet connector 10 SL 90° according to VG 95234
420 760	Female bayonet connector 10 SL straight
420 761	Female bayonet connector 10 SL 90°

## Accessories for temperature switches and sensors with bayonet according to ISO 15750

Order number	Description
420 700	Straight connector for corrugated pipe NW* 10
420 701	90° connector for corrugated pipe NW 10
420 702	90° connector for cables
420 703	Straight connector for cable

# SCREW-IN RESISTORS

## Screw-in resistors

### Technical description

In many sectors, temperature measurement is one of the most important physically defined parameter to determine product quality, safety and reliability. Temperature sensors are produced with different technologies to fit specific application requirements.

Despite this, precise temperature measurement is one of the most difficult tasks in motor technology. To meet the constantly increasing requirements for improved motor performance, higher efficiency and reduced emissions, it is necessary to use reliable and precise sensors in modern motor control systems. Temperature has a decisive influence on process efficiency, energy consumption and other parameters. Also the service life of machines, equipment and motors is affected by temperature conditions. In many industry sectors, the most important factor is to use the information from reliable temperature measurements for control and regulation functions.

The increased requirements over the last few years regarding measurement accuracy and reliability of temperature measurements has meant that many equipment operators must reconsider the suitability and capability of their temperature measurement equipment.

Screw-in resistors can be used between  $-50^{\circ}\text{C}$  and  $+200^{\circ}\text{C}$ . BEDIA shockproof screw-in resistors permit temperature measurement in commercial vehicles, compressors, engine and transmission construction, oil level measurement, biogas plants, wind turbines, plant engineering, ship building and motor test benches.

An optimal thermal coupling of the temperature sensor to the housing ensures a rapid response behavior and high measurement accuracy despite its small installation length.

The insert is normally fitted with a Pt100 temperature sensor according to EN 60751, Class B. Versions with Pt500, Pt1000, Ni100, Ni1000 as well as KTY silicon sensors or NTC thermistors can also be supplied.

Measurement resistors can be fitted with 2-, 3- or 4-wire technology (standard is 2-wire technology).

The connection thread can be made to customer specifications (the standard is M 14 x 1,5).

The change of resistance in operation can occur by temperature change in the environment (external heating) or by self-heating due to excessive measuring current. Therefore, it is very important to comply with specified maximum performance.



# SCREW-IN RESISTORS

## Platinum Temperature Sensors

The temperature sensor consists of a high-purity platinum meander structured on a ceramic substrate. The resistivity is laser-trimmed and precisely adjusted to the final value. The resistive structure is covered with a glass passivation layer protecting the sensor against mechanical and chemical damages.

Positive features:

- **FAST REPOSE TIME**
- **EXCELLENT LONG-TERM STABILITY**
- **LOW SELF-HEATING**
- **VIBRATION AND TEMPERATURE SHOCK RESISTANT**

## Nickel Temperature Sensors

The temperature sensor consists of a high-purity nickel meander structured on a ceramic substrate. The resistivity is laser-trimmed and precisely adjusted to the final value. The resistive structure is covered with a passivation layer protecting the sensor against mechanical and chemical damages.

Positive features:

- **FAST REPOSE TIME**
- **EXCELLENT LONG-TERM STABILITY**
- **LOW SELF-HEATING**
- **SIMPLE LINEARIZATION**
- **VIBRATION AND TEMPERATURE SHOCK RESISTANT**

The change in ohmic value after 1000 hrs at maximum operating temperature amounts to less than 0.1%.

# SCREW-IN RESISTORS

## KTY Silicon Sensors

Silicon sensors of the KTY series are devices with a semiconductor layer. They possess, similar to PTC thermistors, a positive temperature coefficient but in contrast they show an approximate linear characteristic.

KTY sensors are lower-priced alternative to Pt sensors, where a non-linear characteristic is acceptable.

The tolerance range at reference temperature is between 1% and 5% accuracy depending on construction, much larger than a Pt resistance thermometer.

The resistance characteristics show a positive behavior, which means that the resistance value increases with increasing temperature (but not linearly).

## NTC Thermistors

The NTC thermistor is a temperature dependent semiconductor resistor, whose resistance value decreases with increasing temperature. The Negative Temperature Coefficient (NTC) is about -2 to -6% per Kelvin and thus about ten times larger than for metals. NTC thermistors are therefore well suited for temperature measurements.

The change of resistance in operation can occur by temperature change in the environment (external heating) or by self-heating due to excessive measuring current. Therefore, it is very important to comply with the specified maximum performance of the thermistor.

Thermistors (NTC) are mainly used to monitor resistance over a wide temperature range. The characteristic of a thermistor is showing a non-linear behavior compared to platinum sensors due to the temperature dependency of the resistance.

# CONNECTORS AND DESIGNS



■ Connector blade terminal 6,3 x 0,8  
Protection class IP 67 according to DIN 40050

» Order number overview starting at page 32



■ Connector minitimer 2,8 x 0,8  
Protection class IP 67 according to DIN 40050

» Order number overview starting at page 33



■ Connector minitimer 2,8 x 0,8  
Protection class IP 67 according to DIN 40050

» Order number overview starting at page 33



■ Connector minitimer 2,8 x 0,8  
Protection class IP 67 according to DIN 40050

» Order number overview starting at page 33



■ Connector pin contact Ø 4  
Protection class IP 67 according to DIN 40050

» Order number overview starting at page 33



■ Connector Packard  
Protection class IP 67 according to DIN 40050

» Order number overview starting at page 32



■ Connector minitimer 2,8 x 0,8  
Protection class IP 67 according to DIN 40050

» Order number overview starting at page 33



■ Connector minitimer 2,8 x 0,8  
Protection class IP 67 according to DIN 40050

» Order number overview starting at page 33



■ Connector minitimer 2,8 x 0,8  
Protection class IP 67 according to DIN 40050

» Order number overview starting at page 33



■ Connector minitimer 2,8 x 0,8  
Protection class IP 67 according to DIN 40050

» Order number overview starting at page 33



■ Connector M12x1  
Protection class IP 67 according to DIN 40050

» Order number overview starting at page 33



■ Connector bayonet ISO 15170  
Protection class IP 69K according to DIN 40050

» Order number overview starting at page 32

# CONNECTORS AND DESIGNS



■ Connector bayonet ISO 15170  
Protection class IP 69K according to DIN 40050

» Order number overview starting at page 33



■ Connector bayonet ISO 15170  
Protection class IP 69K according to DIN 40050

» Order number overview starting at page 33



■ Connector bayonet 10 SL according to VG 95234  
Protection class IP 67 according to DIN 40050

» Order number overview starting at page 33



■ Connector DEUTSCH DT04-2P  
Protection class IP 67 according to DIN 40050

» Order number overview starting at page 33



■ Connector DEUTSCH DT04-2P  
Protection class IP 67 according to DIN 40050

» Order number overview starting at page 33



■ Cable with DEUTSCH DT06-2S  
Protection class IP 67 according to DIN 40050

» Order number overview starting at page 34



■ Cable with flying leads  
Protection class IP 69K according to DIN 40050

» Order number overview starting at page 34



■ Cable with flying leads  
Protection class IP 67 according to DIN 40050

» Order number overview starting at page 34




■ Cable with DEUTSCH DT06-2S  
Protection class IP 69K according to DIN 40050

» Order number overview starting at page 34



■ Cable with connector M 8x1  
Protection class IP 69K according to DIN 40050

» Order number overview starting at page 34



■ Cable with DEUTSCH DT04-2P  
Protection class IP 69K according to DIN 40050

» Order number overview starting at page 34

# CHARACTERISTICS FOR SENSOR ELEMENTS

Sensor elements – Basic values for platinum and nickel

Temperature / °C	Pt100 Ω DIN IEC 751	Pt500 Ω DIN IEC 751	Pt1000 Ω DIN IEC 751	Ni100 Ω DIN IEC 43760	Ni1000 Ω DIN IEC 43760
	Resistance at °C TK / C°				
-250	2,51				
-240	4,26				
-230	6,99				
-220	10,49				
-210	14,45				
-200	18,49	92,47	184,93		
-190	22,8				
-180	27,08	135,39	270,78		
-170	31,32				
-160	35,53	177,66	355,31		
-150	39,71				
-140	43,87	219,35	438,69		
-130	48				
-120	52,11	260,53	521,06		
-110	56,19				
-100	60,25	301,27	602,54		
-90	64,3				
-80	68,33	341,63	683,25		
-70	72,33				
-60	76,33	381,64	763,28	69,5	695
-50	80,31			74,3	743
-40	84,27	421,36	842,71	79,1	791
-30	88,22			84,2	842
-20	92,16	460,8	921,6	89,3	893
-10	96,09			94,6	946
0	100	500	1000	100	1000
10	103,9		1039,02	105,6	1056
20	107,79	538,96	1077,93	111,2	1112
30	111,67		1116,71	117,1	1171
40	115,54	577,7	1155,39	123	1230
50	119,4		1193,95	129,1	1291
60	123,24	616,2	1232,39	135,3	1353
70	127,07		1270,71	141,7	1417
80	130,89	654,46	1308,93	148,2	1482
90	134,7		1347,02	154,9	1549
100	138,5	692,5	1385	161,8	1618
110	142,29		1422,86	168,8	1688
120	146,06	730,4	1460,61	176	1760
130	149,82		1498,24	183,3	1833
140	153,58	767,88	1535,76	190,9	1909
150	157,31		1573,16	198,6	1986

# CHARACTERISTICS FOR SENSOR ELEMENTS

Sensor elements – Basic values for platinum and nickel

Temperature / °C	Pt100 Ω DIN IEC 751	Pt500 Ω DIN IEC 751	Pt1000 Ω DIN IEC 751	Ni100 Ω DIN IEC 43760	Ni1000 Ω DIN IEC 43760
	Resistance at °C TK / C°				
160	161,04	805,22	1610,54	206,6	2066
170	164,76		1647,62	214,8	2148
180	168,46	842,32	1684,67	223,2	2232
190	172,16		172,61	231,8	2318
200	175,84	9879,28	1758,43	240,7	2407
210	179,51		1795,14	249,8	2498
220	183,17	915,84	1831,73	259,2	2592
230	186,82		1868,21	268,9	2689
240	190,45	952,25	1904,57	278,9	2789
250	194,07		1940,81		
260	197,69	988,43	1976,94		
270	201,29		2021,95		
280	204,88	1024,38	2048,85		
290	208,45		2084,63		
300	212,02	1060,09	2120,30		
310	215,57				
320	219,12	1095,58			
330	222,65				
340	226,17	1130,83			
350	229,67				
360	233,17	1165,85			
370	236,65				
380	240,13	1200,63			
390	243,59				
400	247,04	1235,19			
410	250,48				
420	253,9	1269,51			
430	257,32				
440	260,72	1303,6			
450	264,11				
460	267,49	1337,46			
470	270,86				
480	274,22	1371,09			
490	277,56				
500	280,9	1404,48			
510	284,22				
520	287,53	1437,64			
530	290,83				
540	294,11	1470,57			
550	297,39				

# CHARACTERISTICS FOR SENSOR ELEMENTS

Sensor elements – Basic values for platinum and nickel

Temperature / °C	Pt100 Ω DIN IEC 751	Pt500 Ω DIN IEC 751	Pt1000 Ω DIN IEC 751	Ni100 Ω DIN IEC 43760	Ni1000 Ω DIN IEC 43760
	Resistance at °C TK / °C				
560	300,65		1503,27		
570	303,91				
580	307,15		1535,74		
590	310,38				
600	313,59		1567,97		
610	316,80				
620	319,99		1599,97		
630	323,18				
640	326,35		1631,74		
650	329,51				
660	332,66		1663,28		
670	335,79				
680	338,92		1694,59		
690	342,03				
700	345,13				
710	348,22				
720	351,30				
730	354,37				
740	357,42				
750	360,47				
760	363,50				
770	366,52				
780	369,53				
790	372,52				
800	375,51				
810	378,48				
820	381,45				
830	384,40				
840	387,34				
850	390,26				

# ORDER NUMBER OVERVIEW

## Connector bayonet according to ISO 15170

Thread	Measuring element	Temperature ranges	Mode of connection	Order number
M 14 x 1,5	Pt100	-50 °C...200 °C	2-Wire	420 105
M 14 x 1,5	Ni1000	-50 °C...200 °C	2-Wire	420 109
M 14 x 1,5	KTY	-50 °C...150 °C	2-Wire	420 116
M 14 x 1,5	Pt1000	-50 °C...200 °C	2-Wire	422 325
M 12 x 1,5	Ni1000	-50 °C...200 °C	2-Wire	420 112
G 1/2"	Pt100	-50 °C...200 °C	2-Wire	420 108
M 14 x 1,5*	Pt100	-50 °C...200 °C	2-Wire	422 326
M 14 x 1,5*	Pt1000	-50 °C...200 °C	2-Wire	420 106
M 14 x 1,5*	Pt100	-50 °C...200 °C	2-Wire	420 852
M 14 x 1,5	Pt100	-50 °C...200 °C	4-Wire	422 181
M 14 x 1,5**	NTC	-50 °C...180 °C	2-Wire	420 200
M 14 x 1,5**	NTC	-50 °C...180 °C	2-Wire	420 201
M 14 x 1,5**	NTC	-50 °C...180 °C	2-Wire	420 202
M 10 x 1**	KTY	-50 °C...150 °C	2-Wire	420 857
M 18 x 1,5**	KTY	-50 °C...150 °C	2-Wire	420 856

\* housing stainless steel  
\*\*thermally decoupled



## Connector Packard

Thread	Measuring element	Temperature ranges	Mode of connection	Order number
3/8"-18NPTF	KTY	-50 °C...150 °C	2-Wire	422 177



## Connector DT04-2P

Thread	Measuring element	Temperature ranges	Mode of connection	Order number
M 10 x 1	Pt1000	-50 °C...200 °C	2-Wire	420 269
M 14 x 1,5*	Pt1000	-50 °C...200 °C	2-Wire	420 343
M 14 x 1,5	Pt1000	-50 °C...200 °C	2-Wire	420 346
1/2" NPTF	Pt1000	-50 °C...200 °C	2-Wire	420 347
1/2" NPTF	Pt100	-50 °C...200 °C	2-Wire	420 366
M 10 x 1	Pt1000	-50 °C...200 °C	2-Wire	420 357
G 1/2"	Pt100	-50 °C...200 °C	2-Wire	420 355
M 16 x 1,5	Pt1000	-50 °C...200 °C	2-Wire	420 863





### Connector minitimer 2,8 x 0,8

Thread	Measuring element	Temperature ranges	Mode of connection	Order number
M 14 x 1,5	Pt100	-50 °C...200 °C	2-Wire	420 104
M 14 x 1,5	Ni1000	-50 °C...200 °C	2-Wire	420 238
M 14 x 1,5*	Ni1000	-50 °C...200 °C	2-Wire	420 110
M 14 x 1,5	Pt1000	-50 °C...200 °C	2-Wire	420 239
M 14 x 1,5	NTC	-40 °C...140 °C	2-Wire	420 298
M 14 x 1,5*	Pt100	-50 °C...200 °C	2-Wire	420 341
G 1/2"	Pt100	-50 °C...200 °C	2-Wire	422 331
G 3/8"	Pt100	-50 °C...200 °C	2-Wire	420 329
G 3/8**	Pt100	-50 °C...200 °C	2-Wire	420 102
M 14 x 1,5* *	NTC	-50 °C...150 °C	2-Wire	420 203
M 14 x 1,5* *	Ni1000	-50 °C...200 °C	2-Wire	420 204
M 14 x 1,5* *	Ni1000	-50 °C...200 °C	2-Wire	420 205
M 14 x 1,5* *	Ni1000	-50 °C...200 °C	2-Wire	420 286
G 1/4"	Pt1000	-50 °C...200 °C	2-Wire	422 340
M 12 x 1	Pt1000	-50 °C...200 °C	2-Wire	420 851
M 14 x 1,5	Pt1000	-50 °C...200 °C	2-Wire	422 341
M 12 x 1,5	Pt1000	-50 °C...200 °C	2-Wire	422 179
M 14 x 1,5	Pt1000	-50 °C...200 °C	2-Wire	420 859
M 14 x 1,5	NTC	-40 °C...120 °C	2-Wire	422 361
M 14 x 1,5	NTC	-40 °C...140 °C	2-Wire	420 298
M 14 x 1,5	KTY	-50 °C...150 °C	2-Wire	420 931
M 10 x 1	KTY	-50 °C...150 °C	2-Wire	420 858
M 14 x 1,5	KTY	-50 °C...150 °C	2-Wire	420 861

\* housing stainless steel  
\*\*thermally decoupled

### Connector M 12 x 1

Thread	Measuring element	Temperature ranges	Mode of connection	Order number
M 12 x 1***	NTC	-40 °C...125 °C	3-Wire	420 920

\*\*\*plastic housing

### Connector bayonet 10 SL VG 95234

Thread	Measuring element	Temperature ranges	Mode of connection	Order number
M 14 x 1,5*	Pt100	-50 °C...200 °C	3-Wire	420 498

\* housing stainless steel



# ORDER NUMBER OVERVIEW

## Cable connection

Thread	Measuring element	Temperature ranges	Mode of connection	Cable length	Cable connection type	Order number
M 14 x 1,5	KTY	-50 °C...150 °C	2-Wire	275 mm	2*	420 115
M 14 x 1,5	Pt100	-50 °C...200 °C	4-Wire	275 mm	1*	420 237
M 14 x 1,5	Pt100	-50 °C...200 °C	2-Wire	4000 mm	1*	422 323
1/2" NPTF	KTY	-50 °C...150 °C	2-Wire	300 mm	3*	420 250
G 1/2"	Pt100	-50 °C...200 °C	2-Wire	275 mm	1*	420 100
G 1/2"	Pt100	-50 °C...200 °C	4-Wire	275 mm	1*	420 236
G 1/2"	Pt100	-50 °C...200 °C	2-Wire	400 mm	1*	420 280
M 10 x 1,5	Pt1000	-50 °C...200 °C	2-Wire	250 mm	1*	420 522
M 14 x 1,5	Pt100	-50 °C...200 °C	4-Wire	5000 mm	1*	420 107

1\* Cable with flying leads

2\* Cable with Deutsch connector DT04-2P

3\* Cable with Deutsch connector DT06-2S



### Accessories for screw-in resistor with minitimer 2,8 mm x 0,8 mm

Order number	Description
420 125	connector 2-pole

### Accessories for temperature switches with bayonet connector 10 SL according to VG 95234

Order number	Description
421 652	Female bayonet connector 10 SL straight according to VG 95234
421 885	Female bayonet connector 10 SL 90° according to VG 95234
420 760	Female bayonet connector 10 SL straight
420 761	Female bayonet connector 10 SL 90°

### Accessories for temperature switches with bayonet according to ISO 15750

Order number	Description	
420 700	connector straight for corrugated pipe NW 10	
420 701	connector 90° for corrugated pipe NW 10	
420 702	connector 90° for cable	
420 703	connector straight for cable	
420 739	Cable with connector 420 702	300 mm
420 750	Cable with connector 420 703	300 mm
420 732	Cable with connector 420 702	1000 mm
420 722	Cable with connector 420 703	1000 mm
420 731	Cable with connector 420 702	3000 mm
420 724	Cable with connector 420 703	3000 mm

---

Rev. 6/2014 - EN

**BEDIA Motorentchnik GmbH & Co. KG**

Gewerbepark an der A6

Im Erlet 1

D-90518 Altdorf bei Nürnberg

Tel. +49 (0) 9187 9509 611

Fax +49 (0) 9187 9509 1611

[bedia-sales@bedia.com](mailto:bedia-sales@bedia.com)

[www.bedia.com](http://www.bedia.com)