

Viewline Warning Gauge

Description

Gauge to indicate Warning for Engine and Cabin Control



Picture: Warning Gauge

Features





































- _ LED illumination
- _ Backlit technology
- _ Changeable bezels
- _ Antifog and splash protection
- _ Panel and flush mount possibility

Concept

Housing	Polycarbonat (PC)
Bezel	PC (black, white) or ABS (chrome); several colors and shapes (see accessories table)
Lens	PMMA; double lens
Dial	backlit, different colors (black, white)
Illumination	LED
Mounting	Spinlock Nut; locking height 0.5mm – 20mm, Optional Studs and Bracket; locking height 2 – 15mm
Connection	8 pin MQS connector system

Technical Data		
Installation depth	50mm	
Installation diameter	52mm	
Operating Voltage	8 – 16 Volt	
Current consumption	20mA pro Warning lamp	
Illumination intensity	250mCd (pro LED)	
Operating temperature	-20°C to +70°C	
Storage temperature	-30°C to +80°C for 48h; plated bezel (Chrom) -30°C to +70°C	
Temperature shock	Range Transformation time Retention time	-40°C to +85°C; plated bezel (Chrom) -30°C to +70°C 10 seconds 2h
Climatic test	Range Rel. Humidity	+25°C to +55°C 95%
EMC in conformity with (Electromagnetic compatibility)	DIN_EN 61000-6-2:2006-03 DIN_EN 61000-6-3:2011-09	
Standards	CE	
Vibration	ISO 16750-3 § 4.1.2.4	
Temperature	ISO 16750-4 § 5.3.1 ISO 16750-4 § 5.2	
Chemical resistance against	<ul style="list-style-type: none"> - preservative agent - preservative agent remover - cold cleaner - methylated spirit - interior cleaner - drinks containing caffeine and tannin 	
Nominal position	NL 0 to NL 85 (DIN16257)	
Protection class	according to IEC 60529 Front: IP67 (in nominal position) Rear: IP52 (in nominal position)	
Reverse polarity prediction	Yes, without time restrictions	
Over voltage protection	no	

Basic gauges:

	A2CFR017001	A2CFR017002	A2CFR017004	A2CFR017005	A2CFR017006	A2CFR017008
Application on	Engine Control	Engine Control	Cabin Control	Engine Control Marine	Engine Control Marine	Engine Control Agri and Constr.
Voltage	12 Volt	12 Volt	12 Volt	12 Volt	12 Volt	12 Volt
Dial	White	Black	Black	White	Black	Black
Buzzer	Yes	Yes	No	No	No	No
Bezel	No	No	No	No	No	No
ISO Symbol No.1						
Color No.1	yellow	yellow	green	yellow	yellow	yellow
Activation No.1	TRM. 31 Ground	TRM. 31 Ground	+12 Volt	TRM. 31 Ground	TRM. 31 Ground	TRM. 31 Ground
ISO Symbol No.2						
Color No.2	red	red	blue	red	red	red
Activation No.2	TRM. 31 Ground	TRM. 31 Ground	+12 Volt	TRM. 31 Ground	TRM. 31 Ground	TRM. 31 Ground
ISO Symbol No.3						
Color No.3	red	red	yellow	red	red	red
Activation No.3	TRM. 31 Ground	TRM. 31 Ground	+12 Volt	TRM. 31 Ground	TRM. 31 Ground	TRM. 31 Ground
ISO Symbol No.4						
Color No.4	red	red	red	red	red	red
Activation No.4	TRM. 31 Ground	TRM. 31 Ground	+12 Volt	TRM. 31 Ground	TRM. 31 Ground	TRM. 31 Ground
ISO Symbol No.5						
Color No.5	red	red	green	red	red	red
Activation No.5	TRM. 31 Ground	TRM. 31 Ground	+12 Volt	TRM. 31 Ground	TRM. 31 Ground	TRM. 31 Ground
ISO Symbol No.6						
Color No.6	green	green	red	yellow	yellow	yellow
Activation No. 6	+12 Volt or TRM. 31 Ground	+12 Volt or TRM. 31 Ground	+12 Volt or TRM. 31 Ground	+12 Volt or TRM. 31 Ground	+12 Volt or TRM. 31 Ground	+12 Volt or TRM. 31 Ground

Applications with bezel available

Accessories:

A2C59510886	VL Make point switch 12V
A2C59510854	VL Mounting Kit (studs and brackets) 52, 85, 110mm
A2C53007398	Fastening nut
A2C59510864	VL Mounting bracket flush mount
A2C53215640	VL Sealing Ring 52mm flush mount
A2C59510847	Bush housing, 8-pin
A2C53324664	Predictive connector cap, 8-pin
Tyco No. 539635-1	Hand pliers
Tyco No. 539682-2	Tool for hand pliers.
Tyco No. 1355718-1	Single contacts 0.14 – 0.22 mm ² tin plated
Tyco No. 963729-1	Single contacts 0.5 – 0.75 mm ² tin plated
Tyco No. 1355717-1	Strip 0.14 – 0.22 mm ² tin plated
Tyco No. 928999-1	Strip 0.25 – 0.5 mm ² tin plated
Tyco No. 963715-1	Strip 0.5 – 0.75 mm ² tin plated

Bezels 52mm

	Black	Chrome	White
Flat	A2C53186040	A2C53186023	A2C53186022
Round	A2C53186027	A2C53186029	A2C53186028
Triangle	A2C53186024	A2C53186026	A2C53186025

	A2CFR017001	A2CFR017002	A2CFR017004
Application	Engine Control General	Engine Control General	Cabin Control
Voltage	12 Volt	12 Volt	12 Volt
Dial Color	white	black	black