
PRODUCT CATALOGUE

Harnessflex® Specialist Conduit Systems

Providing superior protection for heavy automotive wiring harnesses

Harnessflex®
SPECIALIST CONDUIT SYSTEMS



Harnessflex® Specialist Conduit Systems offer complete system solutions for the routing and protection of electrical wiring against damage by mechanical abrasion, liquid ingress and corrosion.

Using a Harnessflex® conduit system ensures that cables and vulnerable connectors are not exposed to the elements, impact of foreign bodies or jet washing, all of which can cause vehicles and machines to malfunction and fail.

Table of contents

004–005	Introduction
006–007	Company overview
008–009	Our services
010–011	Testing & approvals
012–015	Case studies
016–025	Harnessflex® conduit systems
026–037	Harnessflex® cable routing
038–059	Standard voltage connector interfaces
060–066	Harnessflex® EVO™
069	Harnessflex® interconnect system
070–071	Multi-function conduit clips
072–075	Harnessflex® Fast-Fit™ sealed systems
076–085	Sealed fittings
086–093	Accessories
094–102	Technical

Harnessflex® Specialist Conduit Systems

Premier wiring harness and electrical connector protection for Heavy Automotives including Electric Vehicles

Cable protection is not only important for agricultural vehicles, construction machines, lorries, buses and other heavy duty utility vehicles - it is essential. At Harnessflex®, we deliver specialist conduit systems suitable for use in a variety of applications, temperatures and environmental conditions.

To achieve this, we work closely alongside OEMs and harness makers to deliver bespoke design systems that are built for purpose. In addition, all the products we manufacture are extensively tested in our in-house testing facility, ensuring they meet the highest levels of performance at all times.

SEE MORE



Learn more about
ABB's Harnessflex®
cable protection
products here.





Critical cables

operating in extremes of both high and low temperatures.

Susceptible to damage

from dust, dirt, greases, fuels, oils and liquid ingress.

Increased risk

of corrosion, abrasion, impact and excessive strain.

Harnessflex® Specialist Conduit Systems

Company overview

Harnessflex® is a trusted designer and manufacturer of flexible conduit systems and connector interfaces.

Our success has come from our systematic commitment to providing an extensive range of high-grade quality components. Combining a full range of slit and un-slit conduit, fittings and connectors, we also offer a large range of hinged system components and connector interfaces, protecting critical electrical and electronic wiring assemblies in the automotive industry.

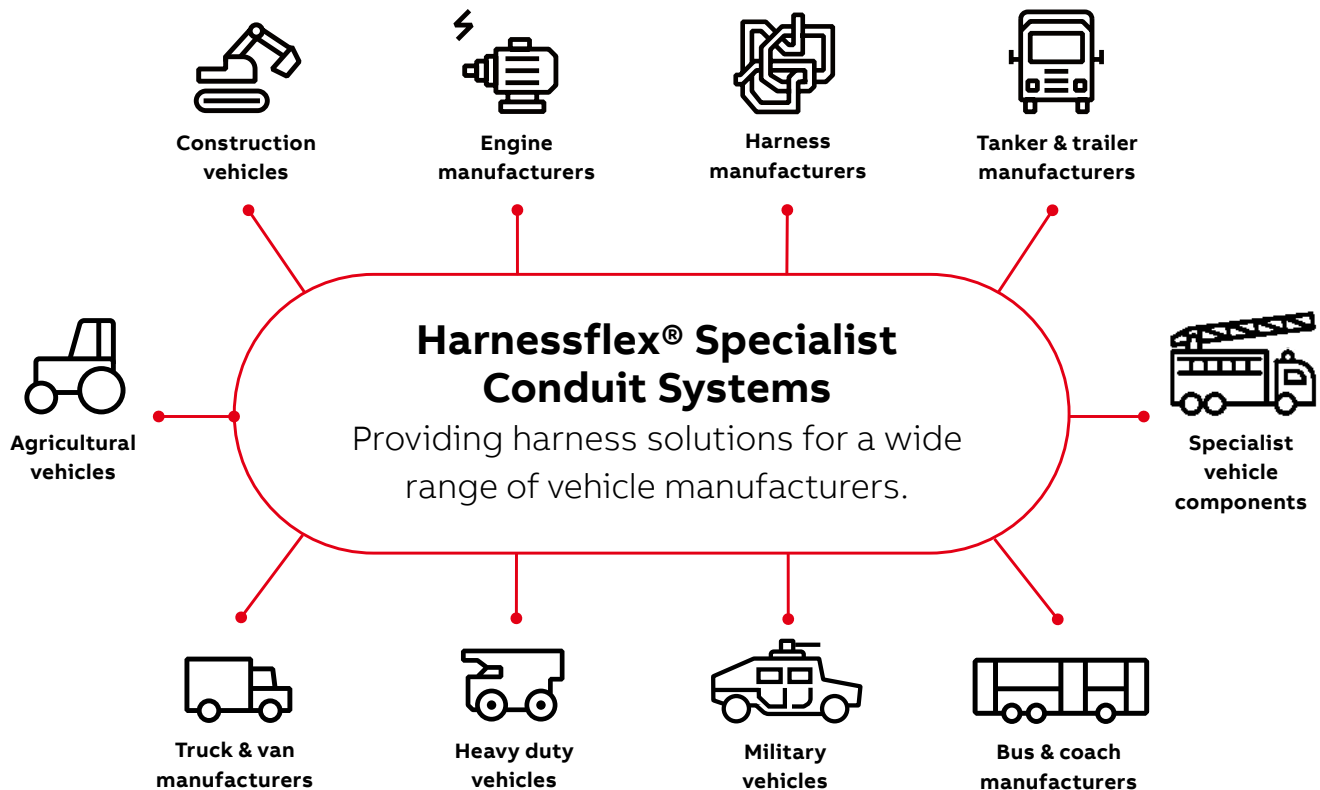
Our customers


Offering bespoke design that utilises our extensive range of interfaces, we can offer tailored and innovative solutions for a range of applications.

Quality approvals and standards

Manufacturing is controlled in accordance with BS EN ISO 9001, whilst ongoing testing is conducted to the highest international standards and approvals. This provides the confidence that Harnessflex® products can be used across the widest variety of automotive applications, including those in the harshest and most aggressive environments.

All components comply with End of Life Vehicle (ELV) directive EU2000/53/EC. Harnessflex® also comply to ISO14001 - Environmental Standard.





Harnessflex® EVO™
(Electric Vehicle Orange)
specialist range for
full EV (electric vehicle)
industry compliance.

Harnessflex® X-Temp™
Protection at temperatures
between 200°C to
-50°C with high vibration,
dynamic conditions.

**+200°C
to -50°C**

Harnessflex® Standard
Comprehensive range of cable
protection products for
heavy automotive 12V and
24V systems.

Electrical system risk factors & solutions

Applications

- LV / HV Cables
- Connectors & connectivity
- Delivering vehicle reliability and productivity

Mechanical

- Dust
- Dirt
- Impact
- Abrasion

Ingress

- Water
- Steam
- Material
- Chemical Attack

Environmental

- Temperature
- Humidity
- UV
- Operating conditions

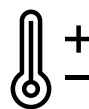


Harnessflex® EVO™

Harnessflex EVO™ (Electric Vehicle Orange) conduit is flexible nylon (PA6) conduit suitable for electric vehicle applications. Able to withstand extremes of temperatures and resistant to automotive oils and solvents. It is extremely tough and has a very high impact strength and high fatigue life.

Features & benefits:

- High flexibility & fatigue life
- Very high abrasion, impact and shock resistance
- Temperature range: -40°C to +120°C
- Temperature range short-term: +150°C
- UV Resistance - Medium
- IP40 - IP68 (2 bar 30 mins) depending on fittings
- Available colours: Orange (RAL2003)
- Self extinguishing, low smoke toxicity & halogen free
- Available in slit variants




Harnessflex® X-Temp™

Built to operate at temperatures between -40°C to 200°C, X-Temp™ systems provide a complete extreme temperature resistant cable protection solution designed to withstand constant vibration, heavy flexing and movement.

Features & benefits:

- Extreme temperature resistance at -40°C to 200°C, offering greater protection for wiring
- Very high flexibility & fatigue life
- Protection from heat, abrasion, vibration and automotive fluids in all harness routing areas
- High temperature polyamide fittings and co-polyester conduit
- UL94 V2 certified fittings
- Tested for tensile and impact strength



Harnessflex®
Our success has come from our systematic commitment to providing an extensive range of high-grade quality components.



—
ABB's testing facility at the Coleshill, UK site for its global cable protection portfolio.

Harnessflex® Specialist Conduit Systems

Our services

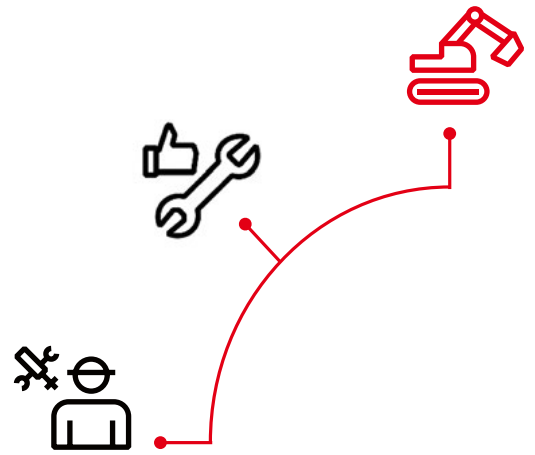
From bespoke design of innovative products to in-house performance testing to levels even above the highest global standards, at Harnessflex® we ensure quality at every step.



At Harnessflex®, we deliver specialist conduit systems suitable for use in a variety of applications, temperatures and environmental conditions. To achieve this, we work closely alongside OEMs and harness makers to deliver bespoke design systems that are built for purpose. In addition, all the products we manufacture are extensively tested in our in-house testing facility, ensuring they meet the highest levels of performance at all times.

Conduit systems designed to specification

Following a specification from the OEM, our technical team will draw up detailed final system designs, with 3D printed samples and prototypes for approval. Once signed off, the product will be commissioned for manufacture, with our technical team continuing to deliver engineering and design support throughout the process.



5_{YR}

5 year warranty on your Harnessflex® system

As all Harnessflex products are intensively tested under the most extreme conditions, we can guarantee the durability of the systems we provide. That's why as standard, we offer a 5 year extended warranty on all Harnessflex® products that are installed as part of a complete, fully integrated Harnessflex system.

This gives you and your customers the peace of mind that once your Harnessflex® system is installed, it will deliver lasting protection of critical wiring over the vehicle's lifespan.



Harnessflex® Specialist Conduit Systems

Testing & approvals

Protecting critical electrical and electronic wiring assemblies in the heavy automotive industry.



Harnessflex® offers complete system solutions for the routing and protection of electrical wiring against damage by mechanical abrasion, liquid ingress and corrosion salts. Using a Harnessflex® conduit system ensures that vulnerable connectors are not exposed to the elements, impact of foreign bodies or jet washing, all of which can cause vehicle malfunction and failure. Our success has come from our systematic commitment to providing an extensive range of high-grade quality components. Combining a full range of slit and un-slit conduit, fittings and connectors, we also offer a large range of hinged system components and connector interfaces.



Quality approvals and standards

Manufacturing is controlled in accordance with BS EN ISO 9001, whilst ongoing testing is conducted to the highest international standards and approvals. This provides the confidence that **Harnessflex®** products can be used across the widest variety of automotive applications, including those in the harshest and most aggressive environments.

All components comply with End of Life Vehicle (ELV) directive EU2000/53/EC. Harnessflex® also comply to ISO14001 - Environmental Standard.




In-house product testing program


ABB has invested in a new testing facility at the Coleshill, UK site for its global cable protection portfolio. Our 1,150sqft facility offers a broad spectrum of testing capacity, from feasibility research to ingress protection, mechanical testing and the accelerated simulation of extreme working environments. The site infrastructure includes hi-end test equipment, most notably, an automated ingress protection water chamber capable of IP X5, X6, X9 testing in accordance with many globally recognised standards.



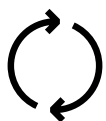
Our **complete** product testing capabilities include:

- **Ingress Protection (IP)** - Capable of testing to IPX3, IPX4, IPX5, IPX6, IPX7, IPX8 (to 20 Bar) and IPX9
- **Climatic** - Testing performance in temperatures from -70 to +180 degrees Celsius
- **Mechanical testing** - Including tensile, compression, impact and abrasion at extremes of temperature to establish long term product resilience, resistance and stability. Additionally testing to destruction to assess maximum performance levels.





Harnessflex® Cable protection solutions
From pioneer to market leader. High performance, reliability and safety in cable protection for the heavy duty automotive industry.



Additionally testing to destruction to assess maximum performance levels. Through our internal design and testing resources, we are able to deliver high-performance tailored solutions for a variety of challenging operating conditions, to the highest industry standards. By combining our R&D operations, product manufacturing and testing processes into one Harnessflex® services package, we can deliver market-leading cable protection solutions to customers around the world, in an accurate and efficient manner.



Harnessflex® cable protection systems provide a full range of wire harness solutions offering flexible, lightweight protection while maintaining strong mechanical properties.



Angloco Fire-fighting & rescue vehicles

Case study

Harnessflex® specialist conduit systems provide life-critical cable protection for Angloco fire-fighting and rescue vehicles.



SEE MORE



Learn more about Dennis Eagle in this article.



Segment Heavy automotive **Subsegment** Fire-fighting & rescue

Customer challenge
Angloco vehicles are deployed into all corners of the globe, encountering some of the worst weather and operating conditions along the way. The reliable performance of these vehicles is paramount in ensuring they can successfully protect people and property, as well as handle any life-critical emergencies.



ABB solution
Angloco turned to Harnessflex® Conduit Systems for a solution to protect the essential wiring that powers their fire engines.

Outcome for the customer
The Harnessflex® Conduit Systems installed on Angloco's vehicles are able to withstand the demanding elements they encounter on a daily basis, whilst also offering high electrical system protection that ensures safety and reliability.



Dennis Eagle RCVs

Case study

Harnessflex® provides environmental critical cable protection for Dennis Eagle RCVs (Refuse Collection Vehicles).



SEE MORE



Learn more about Dennis Eagle in this article.



Segment

Heavy automotive

Subsegment

Waste management

Customer challenge

Dennis Eagle worked closely with the ABB Research & Development team to create a cable protection system to suit their needs. The constant start-stop nature of the vehicle's work can put significant strain on cabling. They must also operate in the most extreme weather conditions.

What's more, these vehicles must remain operational and available to work at all times to avoid not only disruption to this vital service but also causing distress to other road users and to householders. To achieve this, cables must be protected to minimise both breakdowns and the costly shortening of a vehicle's lifecycle.




ABB solution

Dennis Eagle worked closely with the ABB Research & Development team to create a cable protection system to suit their needs. They helped us pioneer the Harnessflex® sealed systems and hinged back shell technology which is still used globally by vehicle manufacturers and harness makers today.

Outcome for the customer

"Dennis Eagle have been using Harnessflex® for the past 10+ years. We try to use their products wherever possible on our harness designs. Over this period we have never had any supply issues with their products. We have been working with Harnessflex® to create new products and introduce them into our vehicles' variants when available." **Neil Peters**, Electrical Design Engineer for Dennis Eagle.



Harnessflex® solutions have enabled Munro to equip the new Munro Series M with the most optimum and robust cable protection products.



Munro 4x4 Electric vehicles

Case study


Harnessflex® Specialist Conduit Systems protect critical cables and connectors on the toughest terrains for Munro 4x4 Electric Vehicles.



SEE MORE



Watch our video case study here.



Segment
Heavy automotive

Subsegment
EV electric vehicles

Customer challenge
As fully electric vehicles, protecting electrical cables and connections on the Munro Vehicles in these tough conditions is crucial. This led to the electrical design engineers at Munro to work with and consult the Harnessflex® Specialist Conduit Systems team on their cable protection requirements.

One of the key areas at risk is the vital link between cable and connector. Without robust backshell protection, cables running into connectors are often left exposed, leaving them open to intrusion, excessive strain and impact damage - all of which can lead to electrical faults and vehicle failure.



ABB solution
Munro Vehicles chose to use Harnessflex® Specialist Conduit Systems throughout their vehicle as all Harnessflex solutions are designed and tested to withstand extreme environmental conditions.

Outcome for the customer
The Harnessflex® Specialist Conduit Systems now used on their electric vehicles are all designed to withstand increased EV running temperatures, abrasion, shock, vibration and potentially corrosive detergents, oils and grease.

Advanced Mini Piling Systems

Case study

Harnessflex® Specialist Conduit Systems protect critical electrical and electronic wiring assemblies for Advanced Mini Piling Systems.



Segment

Heavy automotive

Subsegment

Piling systems

Customer challenge

Advanced Mini Piling Systems required a solution that could assist with the protection of the critical cables and connectors on their piling vehicles. With Harnessflex® systems already installed on other agricultural and construction vehicles, it seemed like it would be a natural fit.



ABB solution

Harnessflex® offered a complete system solution for the routing and protection of electrical wiring against damage by mechanical abrasion, liquid ingress and corrosion salts.

Outcome for the customer

“Harnessflex® Specialist Conduit Systems have saved us time and money whilst increasing value by enabling us to build a machine that is more durable and helps us maintain consistent quality from engine. As a small business, being able to work on an electrical harness schematic and have it produced with Harnessflex® products via a recommended harness manufacturer in the UK saved us a week’s worth of work per machine.”

Oliver Noakes, Electrical Engineer, Advanced Mini Piling Systems Ltd.



Harnessflex®

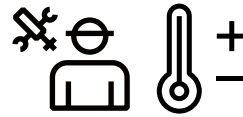
Conduit systems

Harnessflex® conduit systems are built for performance, designed to protect critical wiring in harnesses on HGVs, off-road vehicles and other heavy automotives.

—
01 Light, Medium and Standard weight flexible conduit for a wide range of wiring harness applications and environments.

Harnessflex® has the largest range of flexible conduits, sealed fittings, hinged connector interfaces and Y&T pieces, anywhere in the global cable protection market. Constantly evolving through innovation driven by some of the most demanding automotive industry sectors, Harnessflex products are designed to be used together as a system for easy installation and complete wiring harness protection.

Featuring a unique vibration friendly profile (VFP) as standard, as well as UV and heat stabilisation as standard, Harnessflex® conduit systems provide 10-150% greater life expectancy in dynamic or vibrating applications, when compared with other products. This maximises the productivity of the system being protected, whilst minimising the risk of electrical failure.



From fit-and-forget CPC conduit systems offering unbeatable dynamic performance, to our X-Temp™ range that is designed and tested to withstand extreme temperatures, Harnessflex® can provide a solution for most applications and environments.

Features & benefits:

- High flexibility and fatigue life - continuous performance over a long product lifespan
- Protects critical cables with very high abrasion, impact and shock resistance
- Specialist ranges for use in extreme high and low temperatures
- Range includes products with IP40-IP69 rating, as well as self-extinguishing and low fire hazard capabilities and fittings offering reduction options
- VFP as standard, delivering minimal cable abrasion
- Designed to maximise tensile strength and reduce together with all Harnessflex® connector interface, Y&T and joining system installations
- 100% inspected and tested



Harnessflex® Standard

A comprehensive range of cable protection products for heavy automotive 12V and 24V systems.



Harnessflex® X-Temp™

Protection at temperatures between 200°C to -50°C with high vibration, dynamic conditions.



Harnessflex® EVO™

(Electric Vehicle Orange) specialist range for full EV (electric vehicle) industry compliance.



Product selection guide

Conduit systems



Product selection guide

Type	NC	CTPA	HTC	CPC	NCV	HNC	GPA
Conduit material	Polyamide 6	Polyamide 6	Modified Co-Polyester	Co-Polyester	FR Polyamide 6	Polyamide 12	Polyamide 6 / Polypropylene blend
Conduit weight	Standard	Light	Medium	Medium	Standard	Standard	Medium
Slit version available	•	•	•	-	-	-	-
Colour	●●	●●	●●	●●	●	●	●
Temperature range							
Long term static min.	-40°C	-40°C	-50°C	-50°C	-40°C	-60°C	-5°C
Long term static max.	+120°C	+120°C	+150°C	+135°C	+120°C	+105°C	+90°C
Short term (3000 hrs)	+150°C	+135°C	+175°C	+150°C	+150°C	+120°C	+105°C
Short term (200 hrs)	+175°C	+150°C	+190°C	+175°C	+170°C	+135°C	+105°C
Characteristics							
UV resistance	■■■■■	■■■■■	■■■■■	■■■■■	■■■■■	■■■■■	■■■■□
Flexibility	■■■■□	■■■■■	■■■■■	■■■■■	■■■■□	■■■■■	■■■■□
Fatigue life	■■■■■	■■■■□	■■■■■	■■■■■	■■■■□	■■■■■	■■□□
Ext. wear resistance	■■■■■	■■■■■	■■■■□	■■■■□	■■■■■	■■■■□	■■□□
Self extinguishing	•	•	•	•	•	•	•
Halogen free	•	•	•	•	•	•	•
Low smoke toxicity	•	•	•	•	•	•	-
Approvals							
CE	•	•	•	•	•	•	•
UL94 V0	-	-	-	-	•	-	-
UL94 V2	-	-	-	•	-	-	-
UL94 HB	•	•	•	-	-	•	•
R118	•	-	-	-	-	-	-
RoHS Compliant	•	•	•	•	•	•	•
ADR Approved	•	-	-	-	-	-	-
(ELV) EU200/53/EC	•	•	•	•	•	•	•
Chemical resistance*							
IRM 903 (ASTM Oil No.2)	S	S	S	S	S	S	S
Diesel Oil	S	S	S	S	S	S	S
Ethylene Glycol (Anti-freeze)	S	S	S	S	S	S	S
Lubricating Oil	S	S	S	S	S	S	S
Methyl Alcohol	L	L	S	S	L	S	S
Parafin Oil	S	S	S	S	S	S	S
Petrol	S	S	S	S	S	S	S
Sodium Chloride	S	S	S	S	S	S	S
Sodium Hydroxide (10%)	S	S	S	S	S	S	S
Transformer Oil	S	S	S	S	S	S	S
Urea	S	S	S	NT	S	S	S
Vegetable Oil	S	S	S	S	S	S	S
Sea (Water)	S	S	S	S	S	S	S

Key: S = Suitable / L = Limited Suitability / U = Unsustainable / NT = Not Tested / Maximum Performance = ■■■■■

*All chemicals tested for resistance at 23°C.

NC Standard weight, polyamide 6

General purpose conduit



Solid



Slit

Description

Flexible standard weight nylon (PA6) conduit is a general-purpose conduit suitable for automotive harness applications. Able to withstand extremes of temperatures and resistant to automotive oils and solvents. It is extremely tough and has a very high impact strength and high fatigue life.

Applications

NC standard weight conduit is extensively used in harnesses on HGV and off road vehicle applications where a superior protection against impact and mechanical shock is preferred. The conduit is used for both chassis and engine applications and can be used in a wide range of temperatures. Polyamide 6 is highly resistant to all hydrocarbon based oils and fluids and many types of solvents.

NC Standard weight

Materials: Polyamide 6

Approvals	IP Rating	Appropriate fitting	Temperature range	UV resistance
ADR Approved (Sealed fittings)	IP40	Hinged fittings	Long term: -40°C to +120°C	Very high (Black)
UL94 HB rated		NC Slit (IP40 only)	Short term: +150°C	
CE Mark to the Low Voltage Directive	IP67	Sealed fittings	Fire performance	
RoHS Compliant to 2011/65/EU Reg 118	IP68 (2 bar 30 mins)	Sealed fittings	Self extinguishing	
Conforms with End of Life Vehicle directive (ELV) EU200/53/EC	Degree of mechanical protection		Low smoke toxicity	
	High flexibility & fatigue life		Halogen free	
	Very high abrasion, impact and shock resistance			
	Suited to high risk impact applications			



Dimensions

	Solid Part No.	Slit Part No.	Conduit size			Nominal O/D A (mm)	Min. bore B (mm)	Min. static bend radius C (mm)	Reel length (m)
			NC	NW	US				
	NC06	NC06-S	06	4.5	3/16	7.1	4.5	5.0	100
	NC08	NC08-S	08	7.5	1/4	10.0	6.5	15.0	100
	NC10	NC10-S	10	8.5	5/16	11.5	8.4	15.0	100
	NC12	NC12-S	12	10	5/16	13.0	9.9	20.0	100
	NC16	NC16-S	16	13	3/8	16.0	11.8	30.0	100
	NC20	NC20-S	20	17	1/2	21.2	16.6	35.0	50
	NC25	NC25-S	25	22	3/4	25.6	21.3	40.0	50
	NC28	NC28-S	28	23	3/4	28.5	22.6	45.0	50
	NC30	NC30-S	30	26	1	31.6	26.0	50.0	50
	NC32	NC32-S	32	29	1	34.5	28.8	55.0	50
	NC40	NC40-S	40	36	1 1/4	42.5	34.8	65.0	25
	NC50	NC50-S	50	48	1 1/2	54.5	46.9	70.0	25

Colours available: Black ● RAL 9005 / Orange ● RAL 2003 / *Other colour options available, subject strictly to MOQ.

To order quote part number & reel length, e.g. NC06/100m. For slit conduit options add -S to part number, e.g. NC06-S/100m.

For colours other than standard Black also add colour, i.e. /OR for Orange conduit, e.g. NC06/OR/100m.

Bulk coil lengths over 200m are also available.

CTPA Lightweight, polyamide 6

Extra flexible conduit



Solid



Slit

Description

Extra flexible lightweight nylon (PA6) conduit is a general-purpose conduit suitable for electrical loom applications. Able to withstand extremes of temperatures and resistant to automotive oils and solvents. It is extremely tough and has a medium impact strength and high fatigue life.

Applications

CTPA lightweight conduit is extensively used in general purpose, lightweight electrical loom applications. Polyamide 6 is highly resistant to all hydrocarbon based oils and fluids and many types of solvents.

CTPA Lightweight

Materials: Polyamide 6

Approvals	IP Rating	Appropriate fitting	Temperature range	UV resistance
CE Mark to the Low Voltage Directive	IP40	Hinged fitting	Long term: -40°C to +120°C	Very high (Black)
UL94 HB rated	IP67	Sealed fittings	Short term: +150°C	
RoHS Compliant to 2011/65/EU	Degree of mechanical protection		Fire performance	
Conforms with End of Life Vehicle directive (ELV) EU200/53/EC	High flexibility & fatigue life		Self extinguishing	
	Medium impact resistance - suited to lower impact risk applications		Low smoke toxicity	
			Halogen free	



Dimensions

	Solid Part No.	Slit Part No.	Conduit size			Nominal O/D A (mm)	Min. bore B (mm)	Min. static bend radius C (mm)	Reel length (m)
			NC	NW	US				
	CTPA08	CTPA08-S	08	7.5	¼	10.0	6.5	10.0	100
	CTPA10	CTPA10-S	10	8.5	⅜	11.5	8.7	15.0	100
	CTPA12	CTPA12-S	12	10	⅜	13.0	10.1	20.0	100
	CTPA16	CTPA16-S	16	13	⅝	16.0	11.8	35.0	100
	CTPA20	CTPA20-S	20	17	½	21.2	16.9	45.0	50
	CTPA25	CTPA25-S	25	22	¾	25.6	21.3	45.0	50
	CTPA28	CTPA28-S	28	23	¾	28.5	23.1	45.0	50
	CTPA32	CTPA32-S	32	29	1	34.5	28.8	55.0	50
	CTPA40	CTPA40-S	40	36	1 ¼	42.5	35.0	65.0	25
	CTPA50	CTPA50-S	50	48	1 ½	54.5	46.0	90.0	25

Colours available: Black ● RAL 9005 / Orange ● RAL 2003 / *Other colour options available, subject strictly to MOQ.

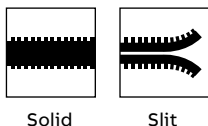
To order quote part number & reel length, e.g. CTPA08/100m. For slit conduit options add -S to part number, e.g. CTPA08-S/100m.

For colours other than standard Black also add colour, i.e. /OR for Orange conduit, e.g. CTPA08/OR/100m.

Bulk coil lengths over 200m are also available.

HTC High temperature, modified co-polyester

High temperature conduit



Solid

Slit

Description

Flexible high temperature, modified co-polyester conduit is a high temperature conduit suitable for automotive harness applications. Able to withstand extremes of temperatures and resistant to automotive oils and solvents. It is extremely tough and has a very high impact strength and fatigue life.

Applications

HTC high temperature, modified co-polyester conduit has been developed for use where elevated temperatures occur. Suitable for long term exposure, up to 190°C. HTC is resistant to hydrocarbons, greases, fuels and oils.

HTC Medium weight

Materials: Modified Co-Polyester

Approvals	IP Rating	Appropriate fitting	Temperature range	UV resistance
CE Mark to the Low Voltage Directive	IP40	TempGuard & standard hinged fittings	Long term: -50°C to +175°C	Very high
RoHS Compliant to 2011/65/EU	IP67	Sealed fittings	Short term: +190°C	
Conforms with End of Life Vehicle directive (ELV) EU200/53/EC	Degree of mechanical protection		Fire performance	
	Very high flexibility & fatigue life		Self extinguishing	
	Very high elevated temperature, abrasion, impact and shock resistance		Halogen free	



Dimensions

Solid Part No.	Conduit size			Nominal O/D A (mm)	Min. bore B (mm)	Min. static bend radius C (mm)	Reel length (m)
	NC	NW	US				
HTC06	06	4.5	3/16	7.1	4.5	5.0	100
HTC08	08	7.5	1/4	9.8	6.2	20.0	50
HTC10	10	8.5	5/16	11.5	8.7	15.0	50
HTC12	12	10	5/16	13.0	9.4	25.0	50
HTC16	16	13	3/8	16.0	11.0	30.0	50
HTC20	20	17	1/2	21.2	16.1	40.0	50
HTC25*	25	22	3/4	25.3	21.0	45.0	50
HTC28*	28	23	3/4	28.5	22.5	45.0	50
HTC32*	32	29	1	34.5	27.2	55.0	50
HTC40*	40	36	1 1/4	42.5	34.8	65.0	25
HTC50*	50	48	1 1/2	54.5	46.9	70.0	25

Colours available: Brown ● RAL 8016 / To order quote part number & reel length, e.g. HTC08/50m.

For slit conduit options add -S to part number, e.g. NC08-S/50m.

For colours other than standard Black also add colour, i.e. /BR for Brown conduit, e.g. HTC08/BR/50m.

CPC Medium weight, co-polyester

Dynamic conduit



Solid

Description

Dynamic and extra flexible medium weight, co-polyester conduit suitable for automotive harness applications. Able to withstand extremes of temperatures and resistant to automotive oils and solvents. It is extremely tough and has a very high impact strength and fatigue life.

Applications

A low smoke, low toxicity conduit, CPC has excellent high and low temperature properties, making it ideal for harness applications such as engine, body section and chassis. CPC is resistant to hydrocarbons, greases, fuels and oils.

CPC Medium weight

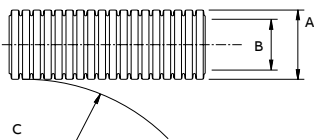
Materials: FR Co-Polyester

Approvals	IP Rating	Appropriate fitting	Temperature range	UV resistance
CE Mark to the Low Voltage Directive	IP40	Hinged fitting	Long term: -50°C to +135°C	Very high
UL94 V2 rated	IP67	Sealed fittings	Short term: +175°C	
RoHS Compliant to 2011/65/EU	Degree of mechanical protection		Fire performance	
Conforms with End of Life Vehicle directive (ELV) EU200/53/EC	Very high flexibility & fatigue life		Self extinguishing	
	Very high abrasion, impact and shock resistance at low temperatures		Low smoke toxicity	
			Halogen free	



Dimensions

Solid Part No.	Conduit size			Nominal O/D A (mm)	Min. bore B (mm)	Min. static bend radius C (mm)	Reel length (m)
	NC	NW	US				
CPC08	08	7.5	¼	9.8	6.2	20.0	100
CPC12	12	10	5/16	13.0	9.4	25.0	100
CPC16	16	13	¾	16.0	11.0	30.0	50
CPC20	20	17	½	21.2	16.1	40.0	50
CPC25	25	22	¾	25.3	21.0	45.0	50
CPC28	28	23	¾	28.5	22.5	45.0	50
CPC32	32	29	1	34.5	27.2	55.0	50
CPC40	40	36	1 ¼	42.5	34.2	60.0	25
CPC50	50	48	1 ½	54.5	46.9	70.0	25



Colours available: Black ● RAL 9005 / Orange ● RAL 2017 / To order quote part number & reel length, e.g. CPC08/100m.
For colours other than standard Black also add colour, i.e. /OR for Orange conduit, e.g. CPC08/OR/100m.

NCV Standard weight, FR polyamide 6

Flame retardant conduit



Solid

Description

Flexible standard weight, FR nylon (PA6) conduit is a flame retardant conduit suitable for automotive harness applications. Able to withstand average temperatures and resistant to automotive oils and solvents. It is extremely tough and has a very high impact strength and high fatigue life.

Applications

NCV is used in applications requiring repeated flexing coupled with flame retardant resistance.

NCV Standard weight

Materials: FR Polyamide 6

Approvals	IP Rating	Appropriate fitting	Temperature range	UV resistance
CE Mark to the Low Voltage Directive	IP40	Hinged fitting	Long term: -40°C to +120°C	Very high
UL94 V0 rated	IP67	Sealed fittings	Short term: +150°C	
RoHS Compliant to 2011/65/EU	IP68 (2 bar 30 mins)	Sealed fittings	Fire performance	
Conforms with End of Life Vehicle directive (ELV) EU200/53/EC	Degree of mechanical protection		Self extinguishing	
	High flexibility & fatigue life		Low smoke toxicity	
	Very high abrasion, impact and shock resistance		Halogen free	
			UL94 V0 Rated	



Dimensions

	Solid Part No.	Conduit size			Nominal O/D A (mm)	Min. bore B (mm)	Min. static bend radius C (mm)	Reel length (m)
		NC	NW	US				
	NCV06	06	4.5	3/16	7.2	4.5	10	
	NCV08	08	7.5	1/4	9.8	6.2	20	
	NCV10	10	8.5	5/16	11.5	8.0	23	
	NCV12	12	10	5/16	13.0	9.6	26	
	NCV16	16	13	3/8	16.0	11.7	32	
	NCV20	20	17	1/2	21.2	16.3	42	
	NCV25	25	22	3/4	25.3	21.3	52	
	NCV28	28	23	3/4	28.5	22.5	57	
	NCV32	32	29	1	34.5	28.6	79	

Colours available: Black ● RAL 9005. To order quote part number & reel length, e.g. NCV06-S/100m.

HNC Standard weight, polyamide 12

Low temperature, extra flexible conduit



Solid

Description

Extra flexible standard weight nylon (PA12) conduit is suitable for low temperature automotive harness applications. It is extremely tough and has a very high impact strength and fatigue life.

Applications

HNC is particularly used in applications requiring repeated flexing such as dynamic couplings, i.e. hydraulic arms and trailer couplings or rapid continuous motion, demanding high fatigue life and extra flexibility even in low temperature environments. Highly resistant to low temperature impact. HNC Standard weight conduit is designed for connection to all Harnessflex hinged and sealed fittings. Contact us for slit conduit options.

HNC Standard Weight

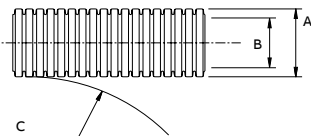
Materials: Polyamide 12

Approvals	IP Rating	Appropriate fitting	Temperature range	UV resistance
CE Mark to the Low Voltage Directive	IP40	Hinged fitting	Long term: -60°C to +105°C	Very high
UL94 HB rated	IP67	Sealed fittings	Short term: +120°C	
RoHS Compliant to 2011/65/EU	IP68 (2 bar 30 mins)	Sealed fittings	Fire performance	
Conforms with End of Life Vehicle directive (ELV) EU200/53/EC	Degree of mechanical protection		Self extinguishing	
	Very high flexibility & fatigue life		Low smoke toxicity	
	Very high abrasion, impact and shock resistance at low temperatures		Halogen free	



Dimensions

Solid Part No.	Conduit size			Nominal O/D A (mm)	Min. bore B (mm)	Min. static bend radius C (mm)	Reel length (m)
	NC	NW	US				
HNC08	08	7.5	¼	10.0	6.2	15.0	100
HNC12	12	10	5/16	13.0	9.9	25.0	100
HNC16	16	13	¾	15.8	11.7	30.0	100
HNC20	20	17	½	21.2	16.6	35.0	50
HNC25	25	22	¾	25.3	21.0	40.0	50
HNC28	28	23	¾	28.5	21.7	45.0	50
HNC32	32	29	1	34.5	27.7	55.0	50
HNC40	40	36	1 ¼	42.5	35.5	60.0	25
HNC50	50	48	1 ½	54.5	46.6	70.0	25



Colours available: Black ● RAL 9005. To order quote part number & reel length, e.g. HNC08/100m.

GPA Medium weight, polyamide 6 / polypropylene blend

General purpose automotive conduit



Solid



Slit

Description

Flexible medium weight, polyamide 6 / polypropylene material blend conduit, suitable for automotive harness applications. Ideal for vehicle cable routing and protection and general purpose applications. Able to withstand average temperatures and resistant to hydrocarbons, greases, fuels and oils. It is extremely tough and has a high chemical resistance and medium fatigue life.

Applications

GPA is particularly used in lighter applications where compression strength and LFH is not so important. The main property of this conduit is chemical resistance. GPA is designed for connection to all Harnessflex Sealed and Hinged system fittings.

PP Medium weight

Materials: Polypropylene

Approvals	IP Rating	Appropriate fitting	Temperature range	UV resistance
CE Mark to the Low Voltage Directive	IP40	Hinged fitting	Long term: -5°C to +90°C	High
UL94 HB rated	Degree of mechanical protection		Short term: +105°C	
RoHS Compliant to 2011/65/EU	Medium flexibility and fatigue life		Fire performance	
Conforms with End of Life Vehicle directive (ELV) EU200/53/EC	Medium abrasion, impact and shock resistance		Self extinguishing	
			Halogen free	



Dimensions

Solid Part No.	Conduit size			Nominal O/D A (mm)	Min. bore B (mm)	Min. static bend radius C (mm)	Reel length (m)
	NC	NW	US				
GPA08	08	7.5	¼	10.0	6.6	20.0	25 / 50 / 100
GPA10	10	8.5	5/16	11.6	8.2	25.0	25 / 50 / 100
GPA12	12	10	5/16	13.1	10.0	25.0	25 / 50 / 100
GPA16	16	13	¾	16.0	11.7	35.0	25 / 50 / 100
GPA20	20	17	½	21.2	16.6	45.0	25 / 50 / 100
GPA25	25	22	¾	25.6	20.6	55.0	25 / 50 / 100
GPA28	28	23	¾	28.4	22.8	60.0	25 / 50 / 100
GPA30	30	28	1	31.6	25.8	65.0	25 / 50 / 100
GPA32	32	29	1	34.5	28.6	80.0	25 / 50 / 100
GPA40	40	36	1 ¼	42.4	35.0	100.0	25
GPA50	50	48	1 ½	54.3	45.6	120.0	25

Colours available: Black ● RAL 9005. To order quote part number & reel length, e.g. GPA08/100m. Bulk coil lengths over 200m are also available.

Harnessflex® conduit systems are built for performance, designed to protect critical wiring in harnesses on HGVs, off-road vehicles and other heavy automotives.



Key features:

1

Compact design

Reducing distance between centres.

2

High pull-off strength

Conduit corrugations sit tightly into joiner junctions.

3

Integral retaining clips

Retains conduit in position during assembly.



Harnessflex® Cable routing

Harnessflex® conduit fittings and connector interfaces are designed to offer effective stable joints and connections in a wiring harness, that also shield against high pressure wash-down, excessive dust ingress, cable strain and mechanical abrasion.



Capabilities

Harnessflex® works closely with many OEMs to develop protection for critical electrical wiring through two-piece or hinged joints and junctions, sealed fittings and bespoke connector interfaces.

Our experienced internal design team uses 3D CAD modelling software to constantly develop innovative new solutions, as well as various bespoke concepts for customer approval.

Through our astute understanding of customer requirements, Harnessflex® products are designed and manufactured to integrate seamlessly into harnesses for various heavy automotive applications.


Features & benefits

- Internal form of fittings protects cables from abrasion
- Internal backstop alleviates any potential problems caused by unevenly cut conduit and ensures correct assembly
- Interfaces can be used in areas where electrical connectors are vulnerable to high pressure washing
- Interfaces offer strain relief to crimped contacts
- When 90° swivel elbows are used with interfaces they allow the harness to self-level
- All Harnessflex® Y, T and joiners can be used with CCSB to further enhance the conduit and connection's tensile and bending performance

This has led to the automotive industry actively looking for a complete and effective solution for protecting wiring and connectors in their engines.

Y-piece

X-piece

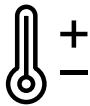


x4 Junctions
For multiple conduit variations.

x3 Junctions
For multiple conduit variations.

Harnessflex® X-Temp™

Protection at temperatures between 200°C to -50°C with high vibration, dynamic conditions.



Harnessflex X-Temp™ conduits and fittings are a unique innovation designed to work specifically with high temperature wiring, allowing them to successfully operate at up to 200°C. Created from the outset for use as a full system, the range is made from specialist co-polyester and polyamide respectively, offering reliable protection for vital cable connections. The X-Temp™ system is manufactured from low smoke/zero halogen materials, and has also endured intensive long-term heat aging, tensile and impact strength testing to help ensure consistent performance.

Features & benefits

- High temperature range (up to 200°C) consisting of HTC conduit, T and Y-Piece fittings, straight and elbow joiners and common connector interfaces
- Safely protects against heat, abrasion, vibration and automotive fluids in all harness routing areas
- Very high fatigue life
- Made from high temperature Polyamide material
- UL94 V2 rated material
- Intensively tested for high tensile and impact strength

Standard fittings

Approvals	IP Rating	Appropriate fitting	Temperature range	UV resistance
CE Mark to the Low Voltage Directive		All Harnessflex conduits	-40°C to +120°C	Very high
RoHS Compliant to 2011/65/EU	IP40	Yes	Fire performance	
Conforms with End of Life Vehicle directive (ELV) EU200/53/EC			Self extinguishing	
			Low smoke toxicity	
			Halogen free	



Harnessflex X-Temp™ fittings

Approvals	IP Rating	Appropriate fitting	Temperature range	UV resistance
CE Mark to the Low Voltage Directive		For use with: All conduits in the Harnessflex range	-40°C to +200°C	High
RoHS Compliant to 2011/65/EU	IP40	Yes	Fire performance	
Conforms with End of Life Vehicle directive (ELV) EU200/53/EC			Self extinguishing	
			Low smoke toxicity	
			Halogen free	
			UL94 V2 / UL94 RTI 150 (Elec)	



JPS / JPH Joiner

External conduit fitting



External joiner

One-piece joiner fittings allow a variety of conduit size variations. These fittings are designed to snap together over all types of slit and unslit conduit, maintaining maximum conduit bore. Can be used as an in-line reducer as well as an enlarger.

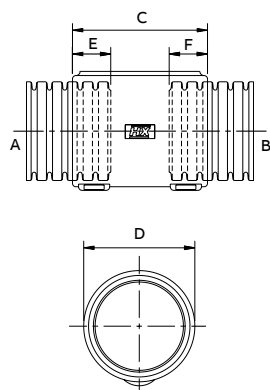
Harnessflex® X-Temp™

Protection at temperatures between 200°C to -50°C with high vibration, dynamic conditions.

JPS / JPH External joiner

Part No.	X-Temp™ Part No.	Conduit size (NC / NW / US)			Nominal dimensions (mm)			
		A	B	C	D	E	F	
JPS1208	JPH1208	12 / 10 / 5/16	08 / 7.5 / 1/4	38.0	16.0	10.0	10.0	
JPS1212	JPH1212	12 / 10 / 5/16	12 / 10 / 5/16	36.0	16.0	10.0	10.0	
JPS1612	JPH1612	16 / 13 / 3/8	12 / 10 / 5/16	36.0	21.0	10.0	10.0	
JPS1616	JPH1616	16 / 13 / 3/8	16 / 13 / 3/8	36.0	21.0	10.0	10.0	
JPS2008	JPH2008	20 / 17 / 1/2	08 / 7.5 / 1/4	38.0	26.0	12.0	10.0	
JPS2012	JPH2012	20 / 17 / 1/2	12 / 10 / 5/16	38.0	26.0	12.0	10.0	
JPS2016	JPH2016	20 / 17 / 1/2	16 / 13 / 3/8	38.0	26.0	12.0	10.0	
JPS2020	JPH2020	20 / 17 / 1/2	20 / 17 / 1/2	38.0	26.0	12.0	12.0	
JPS2520	-	25 / 22 / 3/4	20 / 17 / 1/2	39.0	33.0	12.0	12.0	
JPS2525	-	25 / 22 / 3/4	25 / 22 / 3/4	39.0	33.0	13.0	13.0	
JPS2820	-	28 / 23 / 3/4	20 / 17 / 1/2	39.0	33.0	13.0	13.0	
JPS2825	-	28 / 23 / 3/4	25 / 22 / 3/4	39.0	33.0	13.0	13.0	
JPS2828	-	28 / 23 / 3/4	28 / 23 / 3/4	39.0	33.0	13.0	13.0	

Colours available: Black ● RAL 9005 (Standard) / Brown ● RAL 8016 (X-Temp™).



EPS / EPH Elbow

External conduit fitting



External hinged elbow

One-piece elbow fittings allow a variety of conduit size variations. These fittings are designed to snap together over all types of slit and unslit conduit, maintaining maximum conduit bore. Can be used as an in-line reducer as well as an enlarger.

Harnessflex® X-Temp™

Protection at temperatures between 200°C to -50°C with high vibration, dynamic conditions.

EPS / EPH External elbow

Part No.	X-Temp™ Part No.	Conduit size (NC / NW / US)			Nominal dimensions (mm)				
		A	B	C	D	E	F	G	
EPS08S08*	EPH08S08	08 / 7.5 / ¼	08 / 7.5 / ¼	38.0	29.0	20.0	10.0	10.0	
EPS12S12*	EPH12S12	12 / 10 / ⅝ ₁₆	12 / 10 / ⅝ ₁₆	38.0	29.0	20.0	10.0	10.0	
EPS1608	EPH1608	16 / 10 / ⅝ ₁₆	08 / 7.5 / ¼	34.0	34.0	21.0	10.0	10.0	
EPS1612	EPH1612	16 / 13 / ¾	12 / 10 / ⅝ ₁₆	34.0	34.0	21.0	10.0	10.0	
EPS1616	EPH1616	16 / 13 / ¾	16 / 13 / ¾	34.0	34.0	21.0	10.0	10.0	
EPS2008	EPH2008	20 / 17 / ½	08 / 7.5 / ¼	41.0	39.0	26.0	12.0	10.0	
EPS2012	-	20 / 17 / ½	12 / 10 / ⅝ ₁₆	41.0	41.0	26.0	10.0	10.0	
EPS2016	EPH2016	20 / 17 / ½	16 / 13 / ¾	41.0	41.0	26.0	12.0	10.0	
EPS2020	EPH2020	20 / 17 / ½	20 / 17 / ½	41.0	41.0	26.0	12.0	12.0	
EPS2520	-	25 / 22 / ¾	20 / 17 / ½	48.0	48.0	33.0	13.0	12.0	
EPS2525	-	25 / 22 / ¾	25 / 22 / ¾	48.0	48.0	33.0	13.0	13.0	
EPS2812	-	28 / 23 / ¾	12 / 10 / ⅝ ₁₆	48.0	48.0	33.0	13.0	10.0	
EPS2816	-	28 / 23 / ¾	16 / 13 / ¾	48.0	48.0	33.0	13.0	10.0	
EPS2820	-	28 / 23 / ¾	20 / 17 / ½	48.0	48.0	33.0	13.0	12.0	
EPS2825	-	28 / 23 / ¾	25 / 22 / ¾	48.0	48.0	33.0	13.0	13.0	
EPS2828	-	28 / 23 / ¾	28 / 23 / ¾	48.0	48.0	33.0	13.0	13.0	
EPS3232	-	32 / 29 / 1	32 / 29 / 1	60.0	60.0	38.0	12.0	12.0	
EPS4040	-	40 / 36 / 1 ¼	40 / 36 / 1 ¼	67.0	67.0	47.0	15.0	15.0	

*Swivel fitting / Colours available: Black ● RAL 9005 (Standard) / Brown ● RAL 8016 (X-Temp™).

YPS / YPH Y-piece

External conduit fitting



External Y-piece

Asymmetrical 3 junction fittings allow a variety of conduit size variations. These fittings are designed to snap together over all types of slit and unslit conduit, maintaining maximum conduit bore.

Harnessflex® X-Temp™

Protection at temperatures between 200°C to -50°C with high vibration, dynamic conditions.

YPS / YPH External Y-piece

Part No.	X-Temp™ Part No.	Conduit size (NC / NW / US)			Nominal dimensions (mm)				
		A	B	C	D	E	F	G	H
YPS060606*	YPH060606*	06 / 4.5 / 3/16	06 / 4.5 / 3/16	06 / 4.5 / 3/16	55.0	37.0	10.0	10.0	10.0
YPS080808	YPH080808	08 / 7.5 / 1/4	08 / 7.5 / 1/4	08 / 7.5 / 1/4	55.0	37.0	10.0	10.0	10.0
YPS080812	YPH080812	08 / 7.5 / 1/4	08 / 7.5 / 1/4	12 / 10 / 5/16	55.0	37.0	10.0	10.0	10.0
YPS081208	YPH081208	08 / 7.5 / 1/4	12 / 10 / 5/16	08 / 7.5 / 1/4	55.0	37.0	10.0	10.0	10.0
YPS101010	YPH101010	10 / 8.5 / 5/16	10 / 8.5 / 5/16	10 / 8.5 / 5/16	55.0	37.0	10.0	10.0	10.0
YPS120808	YPH120808	12 / 10 / 5/16	08 / 7.5 / 1/4	08 / 7.5 / 1/4	55.0	37.0	10.0	10.0	10.0
YPS120810	YPH120810	12 / 10 / 5/16	08 / 7.5 / 1/4	10 / 8.5 / 5/16	55.0	37.0	10.0	10.0	10.0
YPS120812	-	08 / 7.5 / 1/4	08 / 7.5 / 1/4	12 / 10 / 5/16	55.0	37.0	10.0	10.0	10.0
YPS121010	YPH121010	12 / 10 / 5/16	10 / 8.5 / 5/16	10 / 8.5 / 5/16	55.0	37.0	10.0	10.0	10.0
YPS121208	YPH121208	12 / 10 / 5/16	12 / 10 / 5/16	08 / 7.5 / 1/4	55.0	37.0	10.0	10.0	10.0
YPS121210	YPH121210	12 / 10 / 5/16	12 / 10 / 5/16	10 / 8.5 / 5/16	55.0	37.0	10.0	10.0	10.0
YPS121212	YPH121212	12 / 10 / 5/16	12 / 10 / 5/16	12 / 10 / 5/16	55.0	37.0	10.0	10.0	10.0
YPS160812	-	16 / 13 / 3/8	08 / 7.5 / 1/4	08 / 7.5 / 1/4	55.0	37.0	10.0	10.0	10.0
YPS161010	YPH161010	16 / 13 / 3/8	10 / 8.5 / 5/16	10 / 8.5 / 5/16	55.0	40.0	10.0	10.0	10.0
YPS161208	YPH161208	16 / 13 / 3/8	12 / 10 / 5/16	08 / 7.5 / 1/4	55.0	40.0	10.0	10.0	10.0
YPS161210	YPH161210	16 / 13 / 3/8	12 / 10 / 5/16	10 / 8.5 / 5/16	55.0	40.0	10.0	10.0	10.0
YPS161212	YPH161212	16 / 13 / 3/8	12 / 10 / 5/16	08 / 7.5 / 1/4	55.0	40.0	10.0	10.0	10.0
YPS161608	YPH161608	16 / 13 / 3/8	16 / 13 / 3/8	08 / 7.5 / 1/4	55.0	40.0	10.0	10.0	10.0
YPS161610	YPH161610	16 / 13 / 3/8	16 / 13 / 3/8	10 / 8.5 / 5/16	55.0	40.0	10.0	10.0	10.0
YPS161612	YPH161612	16 / 13 / 3/8	16 / 13 / 3/8	08 / 7.5 / 1/4	55.0	40.0	10.0	10.0	10.0
YPS200808	YPH200808	20 / 17 / 1/2	08 / 7.5 / 1/4	08 / 7.5 / 1/4	43.0	37.0	12.0	10.0	10.0
YPS201208	YPH201208	20 / 17 / 1/2	12 / 10 / 5/16	08 / 7.5 / 1/4	43.0	37.0	12.0	10.0	10.0
YPS201210	YPH201210	20 / 17 / 1/2	12 / 10 / 5/16	10 / 8.5 / 5/16	43.0	37.0	12.0	10.0	10.0
YPS201212	YPH201212	20 / 17 / 1/2	12 / 10 / 5/16	12 / 10 / 5/16	43.0	37.0	12.0	10.0	10.0
YPS201608	YPH201608	20 / 17 / 1/2	16 / 13 / 3/8	08 / 7.5 / 1/4	43.0	37.0	12.0	10.0	10.0
YPS201612	YPH201612	20 / 17 / 1/2	16 / 13 / 3/8	12 / 10 / 5/16	48.0	40.0	12.0	10.0	10.0
YPS201616	YPH201616	20 / 17 / 1/2	16 / 13 / 3/8	16 / 13 / 3/8	48.0	40.0	12.0	10.0	10.0
YPS202008	YPH202008	20 / 17 / 1/2	20 / 17 / 1/2	08 / 7.5 / 1/4	56.0	45.0	12.0	10.0	10.0
YPS202010	YPH202010	20 / 17 / 1/2	20 / 17 / 1/2	10 / 8.5 / 5/16	58.0	45.0	12.0	12.0	10.0
YPS202012	YPH202012	20 / 17 / 1/2	20 / 17 / 1/2	12 / 10 / 5/16	58.0	45.0	12.0	12.0	10.0
YPS202016	YPH202016	20 / 17 / 1/2	20 / 17 / 1/2	16 / 13 / 3/8	64.0	48.0	12.0	12.0	10.0
YPS252020	-	25 / 22 / 3/4	20 / 17 / 1/2	20 / 17 / 1/2	54.0	49.0	10.0	12.0	12.0
YPS252508	-	25 / 22 / 3/4	25 / 22 / 3/4	08 / 7.5 / 1/4	67.0	56.0	10.0	12.0	10.0
YPS252510	-	25 / 22 / 3/4	25 / 22 / 3/4	10 / 8.5 / 5/16	67.0	56.0	10.0	13.0	10.0
YPS252512	-	25 / 22 / 3/4	25 / 22 / 3/4	12 / 10 / 5/16	67.0	56.0	10.0	13.0	10.0
YPS252516	-	25 / 22 / 3/4	25 / 22 / 3/4	16 / 13 / 3/8	67.0	56.0	10.0	13.0	10.0
YPS252520	-	25 / 22 / 3/4	25 / 22 / 3/4	20 / 17 / 1/2	77.0	60.0	10.0	13.0	12.0

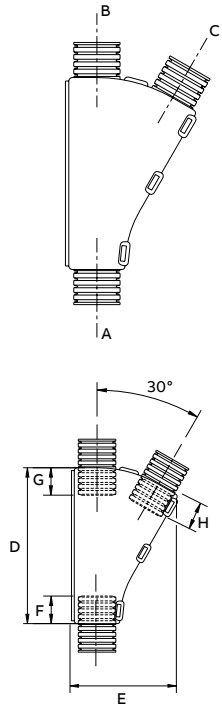
*Item supplied as kit with x3 insertable reducer / Colours available: Black ● RAL 9005 (Standard) / Brown ● RAL 8016 (X-Temp™).

YPS / YPH Y-piece

External conduit fitting (continued)

Part No.	X-Temp™ Part No.	Conduit size (NC / NW / US)			Nominal Dimensions (mm)				
		A	B	C	D	E	F	G	H
YPS252525	-	25 / 22 / ¾	25 / 22 / ¾	25 / 22 / ¾	91.0	67.0	10.0	13.0	13.0
YPS282012	-	28 / 23 / ¾	20 / 17 / ½	12 / 10 / ⅝	54.0	49.0	10.0	13.0	10.0
YPS282016	-	28 / 23 / ¾	20 / 17 / ½	16 / 13 / ⅜	54.0	49.0	10.0	12.0	10.0
YPS282020	-	28 / 23 / ¾	20 / 17 / ½	20 / 17 / ½	54.0	49.0	10.0	12.0	12.0
YPS282512	-	28 / 23 / ¾	25 / 22 / ¾	12 / 10 / ⅝	67.0	56.0	10.0	12.0	10.0
YPS282520	-	28 / 23 / ¾	25 / 22 / ¾	20 / 17 / ½	77.0	60.0	10.0	13.0	12.0
YPS282525	-	28 / 23 / ¾	25 / 22 / ¾	25 / 22 / ¾	91.0	67.0	10.0	13.0	13.0
YPS282808	-	28 / 23 / ¾	28 / 23 / ¾	08 / 7.5 / ¼	67.0	56.0	10.0	13.0	10.0
YPS282812	-	28 / 23 / ¾	28 / 23 / ¾	12 / 10 / ⅝	67.0	56.0	10.0	13.0	10.0
YPS282816	-	28 / 23 / ¾	28 / 23 / ¾	16 / 13 / ⅜	67.0	56.0	10.0	13.0	10.0
YPS282820	-	28 / 23 / ¾	28 / 23 / ¾	20 / 17 / ½	77.0	60.0	10.0	13.0	12.0
YPS282825	-	28 / 23 / ¾	28 / 23 / ¾	25 / 22 / ¾	91.0	67.0	12.0	13.0	13.0
YPS282828	-	28 / 23 / ¾	28 / 23 / ¾	28 / 23 / ¾	91.0	67.0	12.0	13.0	13.0
YPS322516	-	32 / 29 / 1	25 / 22 / ¾	16 / 13 / ⅜	100.0	75.0	12.0	13.0	10.0
YPS322520	-	32 / 29 / 1	25 / 22 / ¾	20 / 17 / ½	100.0	76.0	12.0	13.0	12.0
YPS322525	-	32 / 29 / 1	25 / 22 / ¾	25 / 22 / ¾	100.0	79.0	12.0	13.0	13.0
YPS322532	-	32 / 29 / 1	25 / 22 / ¾	32 / 29 / 1	100.0	82.0	12.0	13.0	13.0
YPS323216	-	32 / 29 / 1	32 / 29 / 1	16 / 13 / ⅜	100.0	75.0	12.0	13.0	10.0
YPS323220	-	32 / 29 / 1	32 / 29 / 1	20 / 17 / ½	100.0	76.0	12.0	13.0	12.0
YPS323225	-	32 / 29 / 1	32 / 29 / 1	25 / 22 / ¾	100.0	79.0	12.0	13.0	13.0
YPS323232	-	32 / 29 / 1	32 / 29 / 1	32 / 29 / 1	100.0	82.0	13.0	13.0	13.0
YPS403212	-	40 / 36 / 1 ¼	32 / 29 / 1	12 / 10 / ⅝	133.0	91.0	15.0	12.0	10.0
YPS403216	-	40 / 36 / 1 ¼	32 / 29 / 1	16 / 13 / ⅜	133.0	92.0	15.0	12.0	10.0
YPS403225	-	40 / 36 / 1 ¼	32 / 29 / 1	25 / 22 / ¾	133.0	92.0	15.0	12.0	12.0
YPS403228	-	40 / 36 / 1 ¼	32 / 29 / 1	28 / 23 / ¾	133.0	92.0	15.0	12.0	12.0
YPS404012	-	40 / 36 / 1 ¼	40 / 36 / 1 ¼	12 / 10 / ⅝	135.0	93.0	15.0	15.0	10.0
YPS404016	-	40 / 36 / 1 ¼	40 / 36 / 1 ¼	16 / 13 / ⅜	135.0	9.03	15.0	15.0	10.0
YPS404025	-	40 / 36 / 1 ¼	40 / 36 / 1 ¼	25 / 22 / ¾	135.0	93.0	15.0	15.0	12.0
YPS404028	-	40 / 36 / 1 ¼	40 / 36 / 1 ¼	28 / 23 / ¾	135.0	93.0	15.0	15.0	12.0
YPS404032	-	40 / 36 / 1 ¼	40 / 36 / 1 ¼	32 / 29 / 1	135.0	96.0	15.0	15.0	12.0
YPS404040	-	40 / 36 / 1 ¼	40 / 36 / 1 ¼	40 / 36 / 1 ¼	135.0	100.0	15.0	15.0	15.0

*Item supplied as kit with x3 insertable reducer / Colours available: Black ● RAL 9005 (Standard) / Brown ● RAL 8016 (X-Temp™).



TPS /TPH T-piece

External conduit fitting



External T-piece

3 junction fittings allow a variety of conduit size variations. These fittings are designed to snap together over all types of slit and unslit conduit, maintaining maximum conduit bore.

Harnessflex® X-Temp™

Protection at temperatures between 200°C to -50°C with high vibration, dynamic conditions.

TPS / TPH External T-piece

Part No.	X-Temp™ Part No.	Conduit size (NC / NW / US)			Nominal dimensions (mm)					
		A	B	C	D	E	F	G	H	I
TPS060606*	-	06 / 4.5 / 3/16	06 / 4.5 / 3/16	06 / 4.5 / 3/16	45.2	31.1	17.0	10.0	10.0	10.0
TPS080808	TPH080808	08 / 7.5 / 1/4	08 / 7.5 / 1/4	08 / 7.5 / 1/4	45.2	31.1	17.0	10.0	10.0	10.0
TPS081208	TPH081208	08 / 7.5 / 1/4	12 / 10 / 5/16	08 / 7.5 / 1/4	45.2	31.1	17.0	10.0	10.0	10.0
TPS081612	TPH081612	08 / 7.5 / 1/4	16 / 13 / 3/8	12 / 10 / 5/16	45.2	31.1	17.0	10.0	10.0	10.0
TPS100808	TPH100808	10 / 8.5 / 5/16	08 / 7.5 / 1/4	08 / 7.5 / 1/4	45.2	31.1	17.0	10.0	10.0	10.0
TPS100810	TPH100810	10 / 8.5 / 5/16	08 / 7.5 / 1/4	10 / 8.5 / 5/16	45.2	31.1	17.0	10.0	10.0	10.0
TPS101010	TPH101010	10 / 8.5 / 5/16	10 / 8.5 / 5/16	10 / 8.5 / 5/16	45.2	31.1	17.0	10.0	10.0	10.0
TPS101012	TPH101012	10 / 8.5 / 5/16	10 / 8.5 / 5/16	12 / 10 / 5/16	45.2	31.1	17.0	10.0	10.0	10.0
TPS120808	TPH120808	12 / 10 / 5/16	08 / 7.5 / 1/4	08 / 7.5 / 1/4	45.2	31.1	17.0	10.0	10.0	10.0
TPS120812	TPH120812	12 / 10 / 5/16	08 / 7.5 / 1/4	12 / 10 / 5/16	45.2	31.1	17.0	10.0	10.0	10.0
TPS121010	TPH121210	12 / 10 / 5/16	10 / 8.5 / 5/16	10 / 8.5 / 5/16	45.2	31.1	17.0	10.0	10.0	10.0
TPS121012	TPH121012	12 / 10 / 5/16	10 / 8.5 / 5/16	12 / 10 / 5/16	45.2	31.1	17.0	10.0	10.0	10.0
TPS121208	TPH121208	12 / 10 / 5/16	12 / 10 / 5/16	08 / 7.5 / 1/4	45.2	31.1	17.0	10.0	10.0	10.0
TPS121210	TPH121210	12 / 10 / 5/16	12 / 10 / 5/16	10 / 8.5 / 5/16	45.2	31.1	17.0	10.0	10.0	10.0
TPS121212	TPH121212	12 / 10 / 5/16	12 / 10 / 5/16	12 / 10 / 5/16	45.2	31.1	17.0	10.0	10.0	10.0
TPS121612	TPH121612	12 / 10 / 5/16	16 / 13 / 3/8	12 / 10 / 5/16	45.2	31.1	21.0	10.0	10.0	10.0
TPS160808	TPH160808	16 / 13 / 3/8	08 / 7.5 / 1/4	08 / 7.5 / 1/4	49.1	34.8	21.0	10.0	10.0	10.0
TPS160812	TPH160812	16 / 13 / 3/8	08 / 7.5 / 1/4	12 / 10 / 5/16	49.1	34.8	21.0	10.0	10.0	10.0
TPS160816	TPH160816	16 / 13 / 3/8	08 / 7.5 / 1/4	16 / 13 / 3/8	49.1	34.8	21.0	10.0	10.0	10.0
TPS161012	TPH161012	16 / 13 / 3/8	10 / 8.5 / 5/16	12 / 10 / 5/16	49.1	34.8	21.0	10.0	10.0	10.0
TPS161016	TPH161016	16 / 13 / 3/8	10 / 8.5 / 5/16	16 / 13 / 3/8	49.1	34.8	21.0	10.0	10.0	10.0
TPS161212	TPH161212	16 / 13 / 3/8	12 / 10 / 5/16	12 / 10 / 5/16	49.1	34.8	21.0	10.0	10.0	10.0
TPS161216	TPH161216	16 / 13 / 3/8	12 / 10 / 5/16	16 / 13 / 3/8	49.1	34.8	21.0	10.0	10.0	10.0
TPS161608	TPH161608	16 / 13 / 3/8	16 / 13 / 3/8	08 / 7.5 / 1/4	49.1	34.8	21.0	10.0	10.0	10.0
TPS161612	TPH161612	16 / 13 / 3/8	16 / 13 / 3/8	12 / 10 / 5/16	49.1	34.8	21.0	10.0	10.0	10.0
TPS161616	TPH161616	16 / 13 / 3/8	16 / 13 / 3/8	16 / 13 / 3/8	49.1	34.8	21.0	10.0	10.0	10.0
TPS162012	TPH162012	16 / 13 / 3/8	20 / 17 / 1/2	12 / 10 / 5/16	49.1	34.8	21.0	10.0	10.0	10.0
TPS162016	TPH162016	16 / 13 / 3/8	20 / 17 / 1/2	16 / 13 / 3/8	49.1	34.8	21.0	10.0	10.0	10.0
TPS200816	TPH200816	20 / 17 / 1/2	08 / 7.5 / 1/4	16 / 13 / 3/8	56.5	41.0	26.0	12.0	10.0	10.0
TPS200820	TPH200820	20 / 17 / 1/2	08 / 7.5 / 1/4	20 / 17 / 1/2	56.5	41.0	26.0	12.0	10.0	12.0
TPS201016	TPH201016	20 / 17 / 1/2	10 / 8.5 / 5/16	16 / 13 / 3/8	56.5	41.0	26.0	12.0	10.0	10.0
TPS201020	TPH201020	20 / 17 / 1/2	10 / 8.5 / 5/16	20 / 17 / 1/2	56.5	41.0	26.0	12.0	10.0	12.0
TPS201216	TPH201216	20 / 17 / 1/2	12 / 10 / 5/16	16 / 13 / 3/8	56.5	41.0	26.0	12.0	10.0	10.0
TPS201220	TPH201220	20 / 17 / 1/2	12 / 10 / 5/16	20 / 17 / 1/2	56.5	41.0	26.0	12.0	10.0	12.0
TPS201612	TPH201612	20 / 17 / 1/2	16 / 13 / 3/8	12 / 10 / 5/16	56.5	41.0	26.0	12.0	10.0	10.0
TPS201616	TPH201616	20 / 17 / 1/2	16 / 13 / 3/8	16 / 13 / 3/8	56.5	41.0	26.0	12.0	10.0	10.0
TPS201620	TPH201620	20 / 17 / 1/2	16 / 13 / 3/8	20 / 17 / 1/2	56.5	41.0	26.0	12.0	10.0	12.0

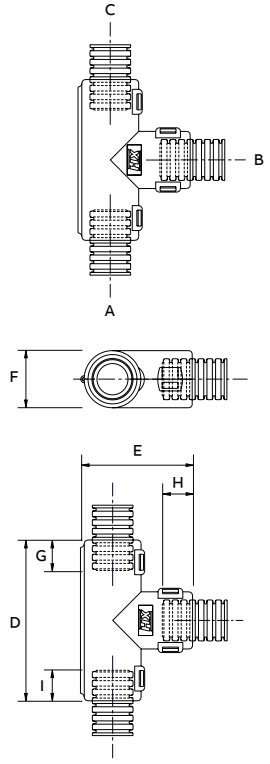
*Item supplied as kit with x3 insertable reducer / Colours available: Black ● RAL 9005 (Standard) / Brown ● RAL 8016 (X-Temp™).

TPS / TPH T-piece

External conduit fitting (continued)

Part No.	X-Temp™ Part No.	Conduit size (NC / NW / US)			Nominal dimensions (mm)					
		A	B	C	D	E	F	G	H	I
TPS202012	TPH202012	20 / 17 / ½	20 / 17 / ½	12 / 10 / 5/16	56.5	41.0	26.0	12.0	12.0	10.0
TPS202016	TPH202016	20 / 17 / ½	20 / 17 / ½	16 / 13 / 3/8	56.5	41.0	26.0	12.0	12.0	10.0
TPS202020	TPH202020	20 / 17 / ½	20 / 17 / ½	20 / 17 / ½	56.5	41.0	26.0	12.0	12.0	12.0
TPS202516	TPH202516	20 / 17 / ½	25 / 22 / ¾	16 / 13 / 3/8	64.5	48.5	33.0	12.0	13.0	10.0
TPS250820	-	25 / 22 / ¾	08 / 7.5 / ¼	20 / 17 / ½	64.5	48.5	33.0	13.0	10.0	12.0
TPS250825	-	25 / 22 / ¾	08 / 7.5 / ¼	25 / 22 / ¾	64.5	48.5	33.0	13.0	10.0	13.0
TPS251025	-	25 / 22 / ¾	10 / 8.5 / 5/16	25 / 22 / ¾	64.5	48.5	33.0	13.0	10.0	13.0
TPS251220	-	25 / 22 / ¾	12 / 10 / 5/16	20 / 17 / ½	64.5	48.5	33.0	13.0	10.0	12.0
TPS251225	-	25 / 22 / ¾	12 / 10 / 5/16	25 / 22 / ¾	64.5	48.5	33.0	13.0	10.0	13.0
TPS251620	-	25 / 22 / ¾	16 / 13 / 3/8	20 / 17 / ½	64.5	48.5	33.0	13.0	12.0	12.0
TPS251625	-	25 / 22 / ¾	16 / 13 / 3/8	25 / 22 / ¾	64.5	48.5	33.0	13.0	12.0	13.0
TPS252020	-	25 / 22 / ¾	20 / 17 / ½	20 / 17 / ½	64.5	48.5	33.0	13.0	13.0	12.0
TPS252025	-	25 / 22 / ¾	20 / 17 / ½	25 / 22 / ¾	64.5	48.5	33.0	13.0	13.0	13.0
TPS252520	-	25 / 22 / ¾	25 / 22 / ¾	20 / 17 / ½	64.5	48.5	33.0	13.0	10.0	12.0
TPS252525	-	25 / 22 / ¾	25 / 22 / ¾	25 / 22 / ¾	64.5	48.5	33.0	13.0	10.0	13.0
TPS280820	-	28 / 23 / ¾	08 / 7.5 / ¼	20 / 17 / ½	64.5	48.5	33.0	13.0	10.0	12.0
TPS280828	-	28 / 23 / ¾	08 / 7.5 / ¼	28 / 23 / ¾	64.5	48.5	33.0	13.0	10.0	13.0
TPS281020	-	28 / 23 / ¾	10 / 8.5 / 5/16	20 / 17 / ½	64.5	48.5	33.0	13.0	10.0	12.0
TPS281028	-	28 / 23 / ¾	10 / 8.5 / 5/16	28 / 23 / ¾	64.5	48.5	33.0	13.0	10.0	13.0
TPS281220	-	28 / 23 / ¾	12 / 10 / 5/16	20 / 17 / ½	64.5	48.5	33.0	13.0	10.0	13.0
TPS281225	-	28 / 23 / ¾	12 / 10 / 5/16	25 / 22 / ¾	64.5	48.5	33.0	13.0	10.0	12.0
TPS281228	-	28 / 23 / ¾	12 / 10 / 5/16	28 / 23 / ¾	64.5	48.5	33.0	13.0	10.0	13.0
TPS281620	-	28 / 23 / ¾	16 / 13 / 3/8	20 / 17 / ½	64.5	48.5	33.0	13.0	10.0	12.0
TPS281625	-	28 / 23 / ¾	16 / 13 / 3/8	25 / 22 / ¾	64.5	48.5	33.0	13.0	10.0	13.0
TPS281628	-	28 / 23 / ¾	16 / 13 / 3/8	28 / 23 / ¾	64.5	48.5	33.0	13.0	10.0	13.0
TPS282020	-	28 / 23 / ¾	20 / 17 / ½	20 / 17 / ½	64.5	48.5	33.0	13.0	12.0	12.0
TPS282025	-	28 / 23 / ¾	20 / 17 / ½	25 / 22 / ¾	64.5	48.5	33.0	13.0	12.0	13.0
TPS282028	-	28 / 23 / ¾	20 / 17 / ½	28 / 23 / ¾	64.5	48.5	33.0	13.0	12.0	13.0
TPS282525	-	28 / 23 / ¾	25 / 22 / ¾	25 / 22 / ¾	64.5	48.5	33.0	13.0	13.0	13.0
TPS282528	-	28 / 23 / ¾	25 / 22 / ¾	28 / 23 / ¾	64.5	48.5	33.0	13.0	13.0	13.0

Colours available: Black ● RAL 9005 (Standard) / Brown ● RAL 8016 (X-Temp™).

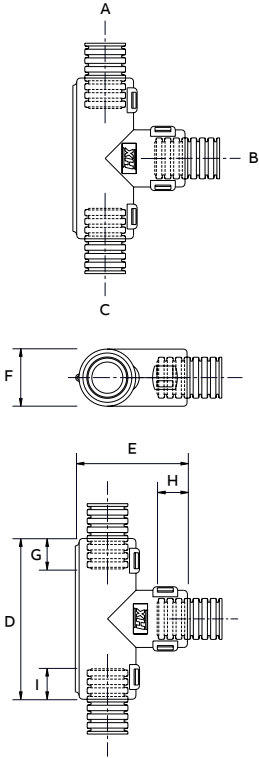


TPS / TPH T-piece

External conduit fitting (continued)

Part No.	X-Temp™ Part No.	Conduit size (NC / NW / US)			Nominal dimensions (mm)						
		A	B	C	D	E	F	G	H	I	
TPS300830	TPH300830	30 / 28 / 1	08 / 7.5 / ¼	30 / 28 / 1	72.0	55.3	39.0	12.0	10.0	12.0	
TPS301230	TPH301230	30 / 28 / 1	12 / 10 / 5/16	30 / 28 / 1	72.0	55.3	39.0	12.0	10.0	12.0	
TPS301625	TPH301625	30 / 28 / 1	16 / 13 / 3/8	25 / 22 / ¾	72.0	55.3	39.0	12.0	10.0	12.0	
TPS301630	TPH301630	30 / 28 / 1	16 / 13 / 3/8	30 / 28 / 1	72.0	55.3	39.0	12.0	10.0	12.0	
TPS302020	TPH302020	30 / 28 / 1	20 / 17 / ½	20 / 17 / ½	72.0	55.3	39.0	12.0	12.0	12.0	
TPS302025	TPH302025	30 / 28 / 1	20 / 17 / ½	25 / 22 / ¾	72.0	55.3	39.0	12.0	12.0	12.0	
TPS302030	TPH302030	30 / 28 / 1	20 / 17 / ½	30 / 28 / 1	72.0	55.3	39.0	12.0	12.0	12.0	
TPS302525	TPH302525	30 / 28 / 1	25 / 22 / ¾	25 / 22 / ¾	72.0	55.3	39.0	12.0	12.0	12.0	
TPS303025	TPH303025	30 / 28 / 1	30 / 28 / 1	25 / 22 / ¾	72.0	55.3	39.0	12.0	12.0	12.0	
TPS303030	TPH303030	30 / 28 / 1	30 / 28 / 1	30 / 28 / 1	72.0	55.3	39.0	12.0	12.0	12.0	
TPS321625	TPH321625	32 / 29 / 1	16 / 13 / 3/8	25 / 22 / ¾	72.0	55.3	39.0	13.0	10.0	13.0	
TPS321632	TPH321632	32 / 29 / 1	16 / 13 / 3/8	32 / 29 / 1	72.0	55.3	39.0	13.0	10.0	13.0	
TPS322532	TPH322532	32 / 29 / 1	25 / 22 / ¾	32 / 29 / 1	72.0	55.3	39.0	13.0	10.0	13.0	
TPS322025	TPH322025	32 / 29 / 1	20 / 17 / ½	25 / 22 / ¾	72.0	55.3	39.0	13.0	12.0	13.0	
TPS322028	TPH322028	32 / 29 / 1	20 / 17 / ½	28 / 23 / ¾	72.0	55.3	39.0	13.0	12.0	13.0	
TPS322032	TPH322032	32 / 29 / 1	20 / 17 / ½	32 / 29 / 1	72.0	55.3	39.0	13.0	12.0	13.0	
TPS322525	TPH322525	32 / 29 / 1	25 / 22 / ¾	25 / 22 / ¾	72.0	55.3	39.0	13.0	13.0	13.0	
TPS322532	TPH322532	32 / 29 / 1	25 / 22 / ¾	32 / 29 / 1	72.0	55.3	39.0	13.0	13.0	13.0	
TPS323225	TPH323225	32 / 29 / 1	32 / 29 / 1	25 / 22 / ¾	72.0	55.3	39.0	13.0	13.0	13.0	
TPS323232	TPH323232	32 / 29 / 1	32 / 29 / 1	32 / 29 / 1	72.0	55.3	39.0	13.0	13.0	13.0	
TPS401232	TPH401232	40 / 36 / 1 ¼	12 / 10 / 5/16	32 / 29 / 1	85.0	65.0	47.0	15.0	10.0	12.0	
TPS401240	TPH401240	40 / 36 / 1 ¼	12 / 10 / 5/16	40 / 36 / 1 ¼	87.0	65.0	47.0	15.0	10.0	15.0	
TPS401632	TPH401632	40 / 36 / 1 ¼	16 / 13 / 3/8	32 / 29 / 1	85.0	65.0	47.0	15.0	10.0	12.0	
TPS401640	TPH401640	40 / 36 / 1 ¼	16 / 13 / 3/8	40 / 36 / 1 ¼	87.0	65.0	47.0	15.0	10.0	15.0	
TPS402040	TPH402040	40 / 36 / 1 ¼	20 / 17 / ½	40 / 36 / 1 ¼	87.0	65.0	47.0	15.0	12.0	15.0	
TPS402540	TPH402540	40 / 36 / 1 ¼	25 / 22 / ¾	40 / 36 / 1 ¼	87.0	65.0	47.0	15.0	12.0	15.0	
TPS402840	TPH402840	40 / 36 / 1 ¼	28 / 23 / ¾	40 / 36 / 1 ¼	87.0	65.0	47.0	15.0	12.0	15.0	
TPS404016	TPH404016	40 / 36 / 1 ¼	40 / 36 / 1 ¼	16 / 13 / 3/8	85.0	70.0	47.0	15.0	15.0	12.0	
TPS404032	TPH404032	40 / 36 / 1 ¼	40 / 36 / 1 ¼	32 / 29 / 1	85.0	70.0	47.0	15.0	15.0	12.0	
TPS404040	TPH404040	40 / 36 / 1 ¼	40 / 36 / 1 ¼	40 / 36 / 1 ¼	87.0	70.0	47.0	15.0	15.0	15.0	

Colours available: Black ● RAL 9005 (Standard) / Brown ● RAL 8016 (X-Temp™).



XPS /XPH X-piece

External conduit fitting



X configuration fitting

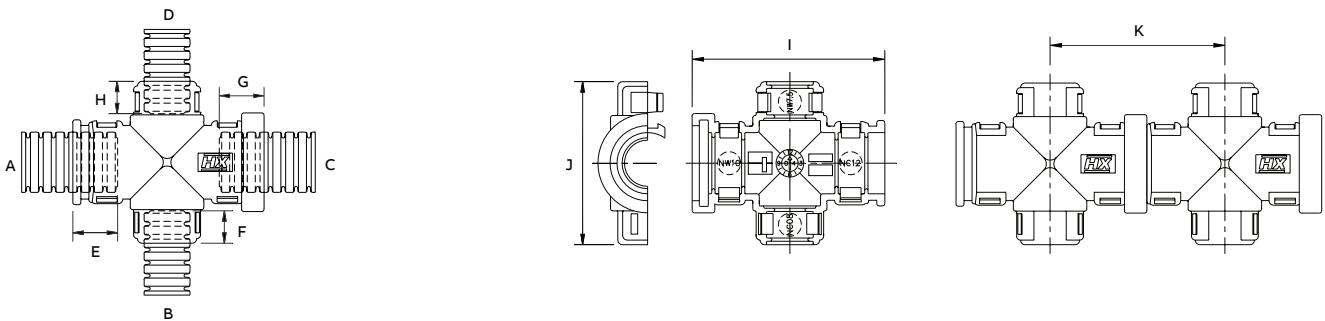
X configuration fitting designed to snap together to create closely packed conduit breakouts, allowing conduit to self level as the fitting rotates.

Harnessflex® X-Temp™

Protection at temperatures between 200°C to -50°C with high vibration, dynamic conditions.

XPS External X-piece

Part No.	X-Temp™ Part No.	Conduit size (NC / NW / US)				Conduit engagement (mm)				Nominal dimensions (mm)		
		A	B	C	D	E	F	G	H	I	J	K
XPS1208	XPH1208	12 / 10 / 5/16	08 / 7.5 / 3/4	12 / 10 / 5/16	08 / 7.5 / 3/4	9.5	7.0	9.5	7.0	42.3	5.5	38.0



Colours available: Black ● RAL 9005 (Standard) / Brown ● RAL 8016 (X-Temp™).

CPS Protective shroud

Inline splicing, fuse and connector cover

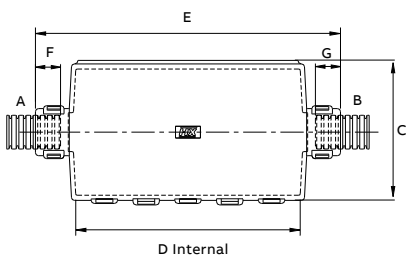


External protective shroud

Inline cover providing protection for connectors, fuse links, circuit breakers and splicing areas. The CPS shrouds can be used as a harness datum, due to the integrated cable tie/fir tree facility. The strong construction allows for the protection of delicate connections, or as an alternative when an interface / backshell isn't available. These fittings are designed to snap together over all types of Harnessflex slit and unslit conduit, maintaining maximum conduit bore.

CPS Protective shroud

Part No.	Internal diameter (mm)	Conduit size (NC / NW / US)		Nominal dimensions (mm)				
		A	B	C	D	E	F	G
CPS341212	35	12 / 10 / 3/16	12 / 10 / 3/16	38.0	73.0	100.0	10.0	10.0
CPS421212	43	12 / 10 / 3/16	12 / 10 / 3/16	47.0	77.0	104.0	10.0	10.0
CPS421616	43	16 / 13 / 3/8	16 / 13 / 3/8	47.0	77.0	104.0	10.0	10.0
CPS422020	43	20 / 17 / 1/2	20 / 17 / 1/2	47.0	77.0	104.0	12.0	12.0



MPS Custom fittings

Multiple breakout conduit fitting

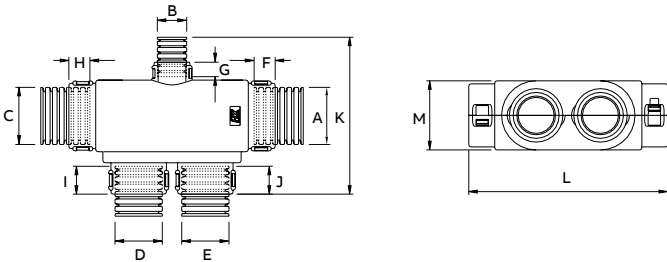


Custom multiple breakout fitting

Designed to suit specific project or application requirements. Custom configurations available on request, (volume dependant).

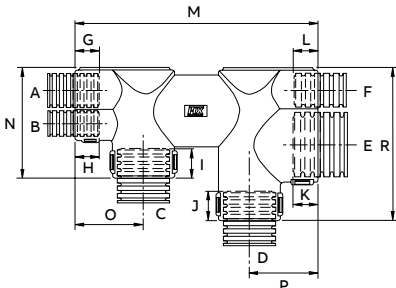
MPS Custom multiple breakouts

Part No.	Conduit size (NC / NW / US)					Nominal dimensions (mm)							
	A	B	C	D	E	F	G	H	I	J	K	L	M
MPS121212-2020	12 / 10 / 5/16	12 / 10 / 5/16	12 / 10 / 5/16	20 / 17 / 1/2	20 / 17 / 1/2	10.0	7.0	10.0	10.0	10.0	59.0	92.0	32.0
MPS122812-2020	12 / 10 / 5/16	28 / 23 / 3/4	12 / 10 / 5/16	20 / 17 / 1/2	20 / 17 / 1/2	10.0	12.0	10.0	10.0	10.0	67.0	92.0	32.0
MPS201220-2020	20 / 17 / 1/2	12 / 10 / 5/16	20 / 17 / 1/2	20 / 17 / 1/2	20 / 17 / 1/2	12.0	7.0	12.0	10.0	10.0	59.0	92.0	32.0
MPS202820-2020	20 / 17 / 1/2	28 / 23 / 3/4	20 / 17 / 1/2	20 / 17 / 1/2	20 / 17 / 1/2	12.0	12.0	12.0	10.0	10.0	67.0	92.0	32.0
MPS251225-2020	25 / 22 / 3/4	12 / 10 / 5/16	25 / 22 / 3/4	20 / 17 / 1/2	20 / 17 / 1/2	11.0	7.0	11.0	10.0	10.0	59.0	92.0	32.0
MPS252825-2020	25 / 22 / 3/4	28 / 23 / 3/4	25 / 22 / 3/4	20 / 17 / 1/2	20 / 17 / 1/2	11.0	12.0	11.0	10.0	10.0	67.0	92.0	32.0



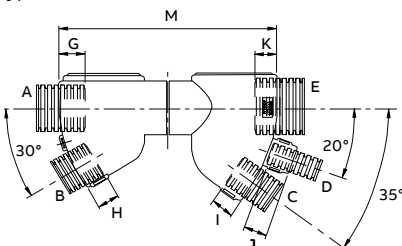
Part No.	Type	Conduit size (NC / NW / US)					
		A	B	C	D	E	F
MPS100	1	12 / 10 / 5/16	08 / 7.5 / 1/4	20 / 17 / 1/2	20 / 17 / 1/2	25 / 22 / 3/4	12 / 10 / 5/16
MPS102	2	16 / 13 / 3/8	08 / 7.5 / 1/4	16 / 13 / 3/8	08 / 7.5 / 1/4	25 / 22 / 3/4	-

Type 1



Part No.	Type	Nominal dimensions (mm)										
		Conduit engagement										
G	H	I	J	K	L	M	N	O	P	R		
MPS100	1	10.0	10.0	12.0	12.0	13.0	12.0	98.0	43.0	28.0	28.0	59.0
MPS102	2	10.0	10.0	10.0	10.0	13.0	-	97.0	-	-	-	-

Type 2





At Harnessflex®, we work closely alongside OEMs and harness makers to deliver bespoke design systems that are built for purpose.

Standard voltage connector interfaces

Providing high integrity connections

Harnessflex® works closely with many OEMs to develop protection for electrical connectors (a critical area of an engine harness).

External connector interfaces offer a compact and high integrity connection between automotive connectors and Harnessflex® conduit systems. These interfaces provide complete cable protection right up to the connector. They also provide strain relief and protection from high pressure washing, helping to maintain the sealing integrity of the connector.

Products include:

- **External hinged connector interfaces** - Tough and durable protection for OEM connectors against high pressure wash-down, excessive cable strain and mechanical abrasion.
- **External split connector interfaces** - Split type customised interfaces providing high integrity connections to the Molex SRC series of connectors and Harnessflex® conduit systems.
- **Special customised products** - Special hinged interfaces and blanking products.

Features & benefits include:

1. High pull-off strength

Internal conduit backstop provide insertion guide ensuring system integrity and high pull off strength.


2. Conduit size labels

Each junction indicates nominal conduit size to aid installation.

3. Straight or 90° elbow versions

Compact design ideal for use where space is limited. Allowing 360 degree rotation for ease of routing.

01



02



01 **TE Ampseal 16**
& Harnessflex® X-Temp™
external connector interface.

02 **HDSCS Heavy Duty**
Series plug and socket
backshell interface.

03 **TE AMP Superseal 90°**
& Harnessflex® external
connector interface.

03



Connector interfaces

Quick reference chart



Type	TE AMP Superseal				TE AMP Superseal 90°				TE AMP Junior & Mini timer				TE AMP Junior & Mini timer 90°			
Part no.	X-Temp™ Part no.	Interface	Connector	Part no.	X-Temp™ Part no.	Interface	Connector	Part no.	X-Temp™ Part no.	Interface	Connector	Part no.	X-Temp™ Part no.	Interface	Connector	
CI08-AS1	CIH08-AS1	1 way	282079-2*	CI08-90-AS1	CIH08-90-AS1	1 way	282079-2*	CI08-AM2	CIH08-AM2	2 way	347887-3*	CI08-90-AM2	CIH08-90-AM2	2 way	347887-3*	
CI08-AS2	CIH08-AS2	2 way	282104-2*	CI08-90-AS2	CIH08-90-AS2	2 way	282104-2*	CI08-AM3	CIH08-AM3	3 way	1-827578-1*	CI08-90-AM3	CIH08-90-AM3	3 way	1-827578-1*	
CI08-AS3	CIH08-AS3	3 way	282087-1*	CI08-90-AS3	CIH08-90-AS3	3 way	282087-1*	CI08-AM4	CIH08-AM4	4 way	281804-1*	CI08-90-AM4	CIH08-90-AM4	4 way	281804-1*	
CI08-AS4	CIH08-AS4	4 way	282088-1*	CI08-90-AS4	CIH08-90-AS4	4 way	282088-1*	CI10-AM2	CIH10-AM2	2 way	347887-3*	CI10-90-AM2	CIH10-90-AM2	2 way	347887-3*	
CI10-AS2	CIH10-AS2	2 way	282104-2*	CI10-90-AS2	CIH10-90-AS2	2 way	282104-2*	CI10-AM3	-	3 way	1-827578-1*	CI10-90-AM3	-	3 way	1-827578-1*	
CI10-AS3	CIH10-AS3	3 way	282087-1*	CI10-90-AS3	CIH10-90-AS3	3 way	282087-1*	CI10-AM4	-	4 way	281804-1*	CI10-90-AM4	-	4 way	281804-1*	
CI10-AS4	CIH10-AS4	4 way	282088-1*	CI10-90-AS4	CIH10-90-AS4	4 way	282088-1*	CI12-AM2	CIH12-AM2	2 way	347887-3*	CI12-90-AM2	-	2 way	347887-3*	
CI12-AS1	CIH12-AS1	1 way	282079-2*	CI12-90-AS2	CIH12-90-AS2	2 way	282104-2*	CI12-AM3	CIH12-AM3	3 way	1-827578-1*	CI12-90-AM3	CIH12-90-AM3	3 way	1-827578-1*	
CI12-AS2	CIH12-AS2	2 way	282104-2*	CI12-90-AS3	CIH12-90-AS3	3 way	282087-1*	CI12-AM4	CIH12-AM4	4 way	281804-1*	CI12-90-AM4	CIH12-90-AM4	4 way	281804-1*	
CI12-AS3	CIH12-AS3	3 way	282087-1*	CI12-90-AS4	CIH12-90-AS4	4 way	282088-1*									
CI12-AS4	CIH12-AS4	4 way	282088-1*													



Type	TE Econoseal				TE Econoseal Series 90°				Amphenol AT						
Part no.	X-Temp™ Part no.	Interface	Connector	Part no.	X-Temp™ Part no.	Interface	Connector	Part no.	X-Temp™ Part no.	Interface	Connector	Part no.	X-Temp™ Part no.	Interface	Connector
CI08-ES2P	-	2 way	174354-2	CI08-90-ES2P	-	2 way	174352-2	CI10-90-ES4P	-	4 way	174259-2	CI08-DT2	CIH08-DT2	2 way	AT06-2P-EC*
CI08-ES3P	-	3 way	174359-2	CI10-90-ES2P	-	2 way	174352-2	CI12-90-ES4P	-	4 way	174259-2	CI08-DT4	CIH08-DT4	4 way	AT06-4P-EC*
CI10-ES4P	-	4 way	174259-1	CI12-90-ES2P	-	2 way	174352-2	CI16-90-ES4P	-	4 way	174259-2	CI08-DT6	CIH08-DT6	6 way	AT06-6P-EC*
CI08-ES2R	-	2 way	174354-2	CI08-90-ES3P	-	3 way	174359-2	CI08-90-ES2R	-	2 way	174354-2	CI12-DT2	CIH12-DT2	2 way	AT06-2P-EC*
CI08-ES3R	-	3 way	368523-3	CI10-90-ES3P	-	3 way	174359-2	CI10-90-ES2R	-	2 way	174354-2	CI12-DT4	CIH12-DT4	4 way	AT06-4P-EC*
CI10-ES4R	-	4 way	174257-2	CI12-90-ES3P	-	3 way	174359-2	CI12-90-ES2R	-	2 way	174354-2	CI12-DT6	CIH12-DT6	6 way	AT06-6P-EC*
								CI08-90-ES3R	-	3 way	2822390-1	CI12-DT8	CIH12-DT8	8 way	AT06-8P-EC*
								CI10-90-ES3R	-	3 way	2822390-1	Amphenol AT 90°			
								CI12-90-ES3R	-	3 way	2822390-1	CI08-90-DT2	CIH08-90-DT2	2 way	AT06-2P-EC*
								CI10-90-ES4R	-	4 way	174259-2	CI08-90-DT4	CIH08-90-DT4	4 way	AT06-4P-EC*
								CI12-90-ES4R	-	4 way	174259-2	CI08-90-DT6	CIH08-90-DT6	6 way	AT06-6P-EC*
								CI16-90-ES4R	-	4 way	174259-2	CI12-90-DT2	CIH12-90-DT2	2 way	AT06-2P-EC*
												CI12-90-DT4	CIH12-90-DT4	4 way	AT06-4P-EC*
												CI12-90-DT6	CIH12-90-DT6	6 way	AT06-6P-EC*
												CI12-90-DT8	CIH12-90-DT8	8 way	AT06-8P-EC*
												CI16-90-DT8	CIH16-90-DT8	8 way	AT06-8SP-EC*



Type	FCI Automotive Apex 2.8				FCI Automotive				Bosch Compact				Aptiv Series			
Part no.	X-Temp™ Part no.	Interface	Connector	Part no.	X-Temp™ Part no.	Interface	Connector	Part no.	X-Temp™ Part no.	Interface	Connector	Part no.	X-Temp™ Part no.	Interface	Connector	
CI08-FCI02	CIH08-FCI02	2 way	10757671	CI08-90-FCI02	CIH08-90-FCI02	2 way	10757671	CI08-BC2	CIH08-BC2	2 Way	1 928 403 137	CI08-DE001	-	3 way	-	
CI08-FCI03	CIH08-FCI03	3 way	15394689	CI08-90-FCI03	CIH08-90-FCI03	3 way	15394689	CI08-BC3	CIH08-BC3	3 Way	1 928 403 110	CI08-MP2	-	2 way	12162194	
CI08-FCI04	CIH08-FCI04	4 way	15425692	CI08-90-FCI04	CIH08-90-FCI04	4 way	15425692	CI08-BC4	CIH08-BC4	4 Way	1 928 403 112	CI08-MP3	-	3 way	12129615/12110293*	
CI12-FCI02	CIH12-FCI02	2 way	10757671	CI12-90-FCI02	CIH12-90-FCI02	2 way	10757671	CI12-BC2	CIH12-BC2	2 Way	1 928 403 137	CI08-MMP2	-	2 way	12162852	
CI12-FCI03	CIH12-FCI03	3 way	15394689	CI12-90-FCI03	CIH12-90-FCI03	3 way	15394689	CI12-BC3	CIH12-BC3	3 Way	1 928 403 110	CI08-WP2	-	2 way	12052613/12065863*	
CI12-FCI04	CIH12-FCI04	4 way	15425692	CI12-90-FCI04	CIH12-90-FCI04	4 way	15425692	CI12-BC4	CIH12-BC4	4 Way	1 928 403 112	CI08-PTD2	-	2 way	15397337	
CI12-FCI14	CIH12-FCI14	14 way	10757674	CI08-90-FCI14	CIH08-90-FCI14	14 way	10757674	CI28-BC40	CIH28-BC40	40 Way	1 928 404 777	CI08-GT153	-	3 way	15336121	
CI16-FCI14	CIH16-FCI14	14 way	10757674	CI12-90-FCI14	CIH12-90-FCI14	14 way	10757674	Bosch Compact 90°				16-GT284	-	4 way	13521459	
16-FCI14	H16-FCI14	14 way	54201415	CI16-90-FCI14	CIH16-90-FCI14	14 way	10757674	CI08-90-BC2	CIH08-90-BC2	2 Way	1 928 403 137	CI08-GT150SF-2	-	2 way	13520101	
CI16-FCI06	CIH16-FCI06	6 way	15430633	CI20-90-FCI14	CIH20-90-FCI14	14 way	10757674	CI08-90-BC3	CIH08-90-BC3	3 Way	1 928 403 110					
CI17-FCI10	CIH17-FCI10	10 way	15425612					CI08-90-BC4	CIH08-90-BC4	4 Way	1 928 403 112					
CI25-FCI50	-	50 way	10867079					CI12-90-BC2	CIH12-90-BC2	2 Way	1 928 403 137					
								CI12-90-BC3	CIH12-90-BC3	3 Way	1 928 403 110					
								CI12-90-BC4	CIH12-90-BC4	4 Way	1 928 403 112					



CONNECTOR KEY:

- 1** TE Amp Superseal
- 2** TE AMP Superseal 90°
- 3** TE AMP Junior & Mini timer
- 4** TE AMP Junior & Mini timer 90°
- 5** TE AMPSEAL 16
- 6** **7** TE AMPSEAL 16 90°
- 8** TE Econoseal
- 9** TE Econoseal 90°
- 10** TE/Deutsch - DT Series
- 11** TE/Deutsch - DT Series 90°
- 12** TE/Deutsch - DRC50 Series
- 13** Heavy Duty Series
- 14** FCI Automotive Apex 2.8
- 15** FCI Automotive Apex 2.8 90°
- 16** Bosch Compact
- 16** Bosch Compact 90°
- 17** Aptiv Series
- 18** Aptiv Series 90°
- 18** Kostal
- 19** Kostal 90°
- 20** Kostal SLK Series 90°
- 21** Sumitomo

* All colour and wire variants - for full list of connector references, please visit the main part pages.



TE AMPSEAL 16

TE AMPSEAL 16 90°

Part no.	X-Temp™ Part no.	Interface	Connector	Part no.	X-Temp™ Part no.	Interface	Connector	Part no.	X-Temp™ Part no.	Interface	Connector	Part no.	X-Temp™ Part no.	Interface	Connector
CI08-AT2PL	CIH08-AT2PL	2 way	776428-3*	CI08-90-AT2PL	CIH08-90-AT2PL	2 way	776428-3*	CI08-90-AT2LP	CIH08-90-AT2LP	2 way	776427-1*	CI12-90-AT2LP	CIH12-90-AT2LP	2 way	776427-1*
CI08-AT3PL	CIH08-AT3PL	3 way	776523-1*	CI08-90-AT3PL	CIH08-90-AT3PL	3 way	776523-1*	CI08-90-AT2LR	CIH08-90-AT2LR	2 way	776428-1*	CI12-90-AT2LR	-	2 way	776428-1*
CI08-AT4PL	CIH08-AT4PL	4 way	776487-1*	CI08-90-AT4PL	CIH08-90-AT4PL	4 way	776487-1*	CI08-90-AT3LP	CIH08-90-AT3LP	3 way	776523-1*	CI12-90-AT3LP	CIH12-90-AT3LP	3 way	776523-1*
CI12-AT4PL	CIH12-AT4PL	4 way	776487-1*	CI12-90-AT2PL	CIH12-90-AT2PL	2 way	776428-3*	CI08-90-AT3LR	CIH08-90-AT3LR	3 way	776430-1*	CI12-90-AT3LR	CIH12-90-AT3LR	3 way	776430-1*
CI12-AT6PL	CIH12-AT6PL	6 way	776434-3*	CI12-90-AT3PL	CIH12-90-AT3PL	3 way	776523-1*	CI08-90-AT4LP	CIH08-90-AT4LP	4 way	776524-3*	CI12-90-AT4LP	-	4 way	776524-3*
CI12-AT8PL	CIH12-AT8PL	8 way	776494-3*	CI12-90-AT4PL	CIH12-90-AT4PL	4 way	776487-1*	CI08-90-AT4LR	CIH08-90-AT4LR	4 way	776488-1*	CI12-90-AT4LR	-	4 way	776488-1*
CI12-AT12PL	CIH12-AT12PL	12 way	776437-4*					CI08-90-AT6LP	CIH08-90-AT6LP	6 way	776433-1*	CI12-90-AT6LP	CIH12-90-AT6LP	6 way	776433-1*
CI16-AT8PL	CIH16-AT8PL	8 way	776494-1*					CI08-90-AT6LR	CIH08-90-AT6LR	6 way	776434-1*	CI12-90-AT6LR	-	6 way	776434-1*
CI16-AT12PL	CIH16-AT12PL	12 way	776533-1*									CI16-90-AT4LP	-	4 way	776524-3*
												CI16-90-AT4LR	-	4 way	776488-1*
												CI16-90-AT6LP	-	6 way	776433-1*
												CI16-90-AT6LR	-	6 way	776434-1*



TE/Deutsch - DT Series

TE/Deutsch - DT Series 90°

TE/Deutsch - DRC50 Series

Heavy Duty Series

Part no.	X-Temp™ Part no.	Interface	Connector	Part no.	X-Temp™ Part no.	Interface	Connector	Part no.	X-Temp™ Part no.	Interface	Connector	Part no.	Interface	Connector
CI08-DT2	CIH08-DT2	2 way	DT06-2S-E005	CI08-90-DT2	CIH08-90-DT2	2 way	DT06-2S-E005	CI122812-DRC50	-	-	DRC26-50S0*	CI08-HDSCS-B	-	1-1418469-1
CI08-DT3	CIH08-DT3	3 way	DT06-3S-E005	CI08-90-DT3	CIH08-90-DT3	3 way	DT06-3S-E005	CI201220-DRC50	-	-	DRC26-50S0*	CI12-HDSCS-B	-	1-1418469-1
CI08-DT4	CIH08-DT4	4 way	DT06-4S-E005	CI08-90-DT4	CIH08-90-DT4	4 way	DT06-4S-E005	CI202820-DRC50	-	-	DRC26-50S0*	CI20-HDSCS-E	-	1-1563759-1/1-1564337-1
CI08-DT6	CIH08-DT6	6 way	DT06-6S-E005	CI08-90-DT6	CIH08-90-DT6	6 way	DT06-6S-E005	CI251225-DRC50	-	-	DRC26-50S0*	CI20-F90-HDSCS-E	-	1-1563759-1/1-1564337-1
CI12-DT2	CIH12-DT2	2 way	DT06-2S-E005	CI12-90-DT2	CIH12-90-DT2	2 way	DT06-2S-E005	CI252825-DRC50	-	-	DRC26-50S0*			
CI12-DT3	CIH12-DT3	3 way	DT06-3S-E005	CI12-90-DT3	CIH12-90-DT3	3 way	DT06-3S-E005							
CI12-DT4	CIH12-DT4	4 way	DT06-4S-E005	CI12-90-DT4	CIH12-90-DT4	4 way	DT06-4S-E005							
CI12-DT6	CIH12-DT6	6 way	DT06-6S-E005	CI12-90-DT6	CIH12-90-DT6	6 way	DT06-6S-E005							
CI12-DT8	CIH12-DT8	8 way	DT06-8SA-E005	CI12-90-DT8	CIH12-90-DT8	8 way	DT06-8SA-E005							
CI16-DT12	CIH16-DT12	12 way	DT06-12SA-E005	CI12-90-DT12	CIH12-90-DT12	12 way	DT06-12SA-E005							
				CI16-90-DT8	CIH16-90-DT8	8 way	DT06-8SA-E005							
				CI16-90-DT12	CIH16-90-DT12	12 way	DT06-12SA-E005							

TE/Deutsch - DTP04 Series 90°

Part no.	X-Temp™ Part no.	Interface	Connector
CI12-90-DTP04	-	-	DTP06-4S-CE02
16-90-DTP04	-	-	DTP06-4S-E004

* Both PNs fit the following connector references: DTP06-4S, DTP06-4S-C015, DTP06-4S-CE02 and DTP06-4S-E004.



Aptiv Series 90°

Kostal

Kostal Series 90°

Sumitomo

Part no.	X-Temp™ Part no.	Interface	Connector	Part no.	X-Temp™ Part no.	Interface	Connector	Part no.	X-Temp™ Part no.	Interface	Connector	Part no.	X-Temp™ Part no.	Interface	Connector
CI08-90-DE001	-	3 way	-	CI16-LK20	-	20 way	09432001	CI08-90-SLK28-2	-	2 way	-	CI08-SU4	-	4 way	6098-0144-B*
CI08-90-MP2	-	2 way	12162194	PG21-LK20	-	20 way	09432001	CI08-90-SLK28-3	-	3 way	9441391	CI08-90-SU4	-	4 way	6098-0144-B*
CI08-90-MP3	-	3 way	12129615/12110293*	CI08-SLK28-2	-	2 way	-	CI12-90-SLK28-4	-	4 way	-	CI08-X2SU4	-	4 way	6195-0030**
CI08-90-MMP2	-	2 way	12162852	CI08-SLK28-3	-	3 way	9441391	-	CIH12-90-MLK04	4 way	10092979	CI08-90-X2SU4	-	4 way	6195-0030**
CI12-90-MP2	-	2 way	12162194	-	CIH12-MLK04	4 way	10092979					CI12-SU10	-	10 way	6189-1134
CI12-90-MP3	-	3 way	12129615/12110293*												
CI12-90-MMP2	-	2 way	12162852												
CI08-90-WP2	-	2 way	12052613/12065863*	CI08-90-K2C	-	2 way	9442291								
CI12-90-WP2	-	2 way	12052613/12065863*	CI08-90-K3C	-	3 way	9302231								
CI08-90-PTD2	-	2 way	15397337	CI12-90-K2C	-	2 way	9442291								
CI12-90-PTD2	-	2 way	15397337	CI12-90-K3C	-	3 way	9302231								
CI08-90-GT153	-	3 way	15336121	CI12-90-K10C	-	10 way	9331031								
CI12-90-GT153	-	3 way	15336121												
CI12-90-GT284	-	3 way	15326631												
CI16-90-GT284	-	3 way	15326631												


DIN 72585

Part no.	X-Temp™ Part no.	Interface	Connector
CI08-72585	-	4 way	1-967325-1

* Both connectors need to be fitted with TPA 1205 2845.

* Original connector.
** New version of connector.

TE AMP Superseal Connector interface



Harnessflex® X-Temp™

Protection at temperatures between 200°C to -50°C with high vibration, dynamic conditions.

TE AMP Superseal straight interface

Connector reference	Interface reference	Part No.	X-Temp™ Part No.	Conduit size			Nominal dimensions (mm)		
				NC	NW	US	A	B	C
282079-2*	1 way	CI06-AS1	CIH06-AS1	06	4.5	3/16	23.6	16.1	18.0
		CI08-AS1	CIH08-AS1	08	7.5	1/4	23.6	16.1	18.0
		CI12-AS1	CIH12-AS1	12	10	5/16	23.6	16.1	18.0
282104-2*	2 way	CI06-AS2	CIH06-AS2	06	4.5	3/16	22.4	20.5	18.0
		CI08-AS2	CIH08-AS2	08	7.5	1/4	22.4	20.5	18.0
		CI10-AS2	CIH10-AS2	10	8.5	5/16	34.0	21.0	20.0
		CI12-AS2	CIH12-AS2	12	10	5/16	22.4	20.5	18.0
282105-1*	3 way	CI08-AS3	CIH08-AS3	08	7.5	1/4	22.4	26.5	18.0
		CI10-AS3	CIH10-AS3	10	8.5	5/16	34.0	27.0	20.0
		CI12-AS3	CIH12-AS3	12	10	5/16	22.4	26.5	18.0
282106-1*	4 way	CI08-AS4	CIH08-AS4	08	7.5	1/4	34.0	33.0	18.0
		CI10-AS4	CIH10-AS4	10	8.5	5/16	34.0	33.0	20.0
		CI12-AS4	CIH12-AS4	12	10	5/16	34.0	33.0	19.0

*All Colour and Wire variants / Colours available: Black ● RAL 9005 (Standard) / Brown ● RAL 8016 (X-Temp™).


TE AMP Superseal 90° elbow swivel interface

Connector reference	Interface reference	Part No.	X-Temp™ Part No.	Conduit size			Nominal dimensions (mm)		
				NC	NW	US	A	B	C
282079-2*	1 way	CI06-90-AS1	CIH06-90-AS1	06	4.5	3/16	37.5	30.3	18.0
		CI08-90-AS1	CIH08-90-AS1	08	7.5	1/4	37.5	30.3	18.0
282104-2*	2 way	CI06-90-AS2	CIH06-90-AS2	06	4.5	3/16	33.3	30.3	18.0
		CI08-90-AS2	CIH08-90-AS2	08	7.5	1/4	33.3	30.3	18.0
		CI10-90-AS2	CIH10-90-AS2	10	8.5	5/16	35.0	38.0	19.0
		CI12-90-AS2	CIH12-90-AS2	12	10	5/16	33.3	30.3	20.5
282105-1*	3 way	CI08-90-AS3	CIH08-90-AS3	08	7.5	1/4	22.4	26.5	18.0
		CI10-90-AS3	CIH10-90-AS3	10	8.5	5/16	35.0	38.0	19.0
		CI12-90-AS3	CIH12-90-AS3	12	10	5/16	33.3	30.3	26.7
282106-1*	4 way	CI08-90-AS4	CIH08-90-AS4	08	7.5	1/4	33.3	30.3	18.0
		CI10-90-AS4	CIH10-90-AS4	10	8.5	5/16	41.2	38.0	19.0
		CI12-90-AS4	CIH12-90-AS4	12	10	5/16	37.0	30.3	33.0

*All Colour and Wire variants / Colours available: Black ● RAL 9005 (Standard) / Brown ● RAL 8016 (X-Temp™).

TE AMP Junior & Mini timer

Connector interface



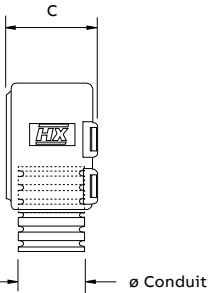
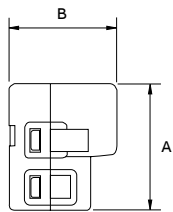
Harnessflex® X-Temp™

Protection at temperatures between 200°C to -50°C with high vibration, dynamic conditions.

^{5/16}

TE AMP Junior & Mini timer straight interface

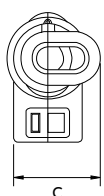
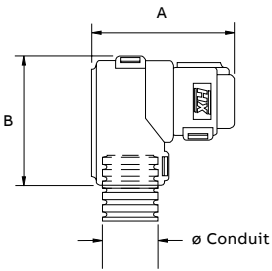
Connector reference	Interface reference	Part No.	X-Temp™ Part No.	Conduit size			Nominal dimensions (mm)		
				NC	NW	US	A	B	C
347887-3*	2 way	CI06-AM2	CIH06-AM2	06	4.5	^{3/16}	24.9	21.3	18.0
		CI08-AM2	CIH08-AM2	08	7.5	^{1/4}	24.9	21.3	18.0
		CI10-AM2	CIH10-AM2	10	8.5	^{5/16}	37.0	21.0	19.0
		CI12-AM2	CIH12-AM2	12	10	^{5/16}	24.9	21.3	18.0
1-827578-1*	3 way	CI08-AM3	CIH08-AM3	08	7.5	^{1/4}	24.9	27.2	18.0
		CI10-AM3	-	10	8.5	^{5/16}	37.0	27.0	19.0
		CI12-AM3	CIH12-AM3	12	10	^{5/16}	24.9	27.2	18.0
281804-1*	4 way	CI08-AM4	CIH08-AM4	08	7.5	^{1/4}	37.0	32	19.0
		CI10-AM4	-	10	8.5	^{5/16}	37.0	32.0	19.0
		CI12-AM4	CIH12-AM4	12	10	^{5/16}	37.0	32.0	19.0



*All Colour and Wire variants / Colours available: Black ● RAL 9005 (Standard) / Brown ● RAL 8016 (X-Temp™).

TE AMP Superseal 90° elbow swivel interface

Connector reference	Interface reference	Part No.	X-Temp™ Part No.	Conduit size			Nominal dimensions (mm)		
				NC	NW	US	A	B	C
347887-3*	2 way	CI06-90-AM2	CIH06-90-AM2	06	4.5	^{3/16}	35.7	30.3	21.3
		CI08-90-AM2	CIH08-90-AM2	08	7.5	^{1/4}	35.7	30.3	21.3
		CI10-90-AM2	CIH10-90-AM2	10	8.5	^{5/16}	37.5	38.0	21.3
		CI12-90-AM2	CIH12-90-AM2	12	10	^{5/16}	35.7	30.3	21.3
1-827578-1*	3 way	CI08-90-AM3	CIH08-90-AM3	08	7.5	^{1/4}	35.7	30.3	27.2
		CI10-90-AM3	CIH10-90-AM3	10	8.5	^{5/16}	37.5	38.0	27.2
		CI12-90-AM3	CIH12-90-AM3	12	10	^{5/16}	35.7	30.3	27.2
281804-1*	4 way	CI08-90-AM4	CIH08-90-AM4	08	7.5	^{1/4}	39.5	30.3	32.0
		CI10-90-AM4	CIH10-90-AM4	10	8.5	^{5/16}	41.2	38.0	32.0
		CI12-90-AM4	CIH12-90-AM4	12	10	^{5/16}	39.5	30.3	32.0



*All Colour and Wire variants / Colours available: Black ● RAL 9005 (Standard) / Brown ● RAL 8016 (X-Temp™).

TE Ampseal 16

Connector interface



Harnessflex® X-Temp™
 Protection at temperatures between 200°C to -50°C with high vibration, dynamic conditions.

TE Ampseal 16 straight interface

	Connector reference	Interface reference	Part No.	X-Temp™ Part No.	Conduit size (A)			Nominal dimensions (mm)		
					NC	NW	US	B	C	D
	776428-3*	2 Way	CI06-AT2PL	CIH06-AT2PL	06	4.5	3/16	23.0	18.0	34.0
			CI08-AT2PL	CIH08-AT2PL	08	7.5	1/4	23.0	18.0	34.0
	776523-1*	3 Way	CI08-AT3PL	CIH08-AT3PL	08	7.5	1/4	28.0	18.0	33.0
	776487-1*	4 Way	CI08-AT4PL	CIH08-AT4PL	08	7.5	1/4	29.0	23.0	39.0
			CI12-AT4PL	CIH12-AT4PL	12	10	5/16	29.0	23.0	37.0
	776434-3*	6 Way	CI12-AT6PL	CIH12-AT6PL	12	10	5/16	29.0	23.0	37.0
	776494-3*	8 Way	CI12-AT8PL	CIH12-AT8PL	12	10	5/16	32.0	23.0	37.0
	776495-1*		CI16-AT8PL	CIH16-AT8PL	16	13	3/8	32.0	23.0	37.0
	776437-4*	12 Way	CI12-AT12PL	CIH12-AT12PL	12	10	5/16	41.0	23.0	37.0
	776533-4*		CI16-AT12PL	CIH16-AT12PL	16	13	3/8	41.0	23.0	37.0
			CI20-AT12PL	CIH20-AT12PL	20	17	1/2	41.0	23.0	48.0

*All Colour and Wire variants / Colours available: Black ● RAL 9005 (Standard) / Brown ● RAL 8016 (X-Temp™).



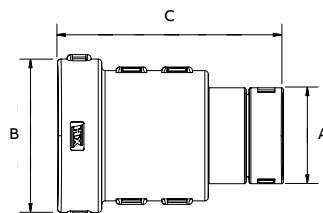
TE MCon straight interface

Part no.	X-Temp™ Part no.	Connector
CI12-MLK10	-	1-2282337-5



TE Levyseal straight interface

Part no.	X-Temp™ Part no.	Connector	Nominal dimensions (mm)		
			A	B	C
28-TY62	-	1-1718324-1	28.2	44.2	66.9



TE Ampseal 16

Connector interface (continued)

TE Ampseal 16 90° elbow interface - Standard profile plugs

	Connector reference	Interface reference	Part No.	X-Temp™ Part No.	Conduit size (A)			Nominal dimensions (mm)		
					NC	NW	US	B	C	D
	776427-1*	2 Way	CI08-90-AT2PL	CIH08-90-AT2PL	08	7.5	¼	49.0	32.0	20.0
			CI12-90-AT2PL	CIH12-90-AT2PL	12	10	5/16	49.0	32.0	20.0
	776427-1*	3 Way	CI08-90-AT3PL	CIH08-90-AT3PL	08	7.5	¼	49.0	34.0	20.0
			CI12-90-AT3PL	CIH12-90-AT3PL	12	10	5/16	49.0	34.0	20.0
	776487-1*	4 Way	CI08-90-AT4PL	CIH08-90-AT4PL	08	7.5	¼	53.0	34.0	23.0
			CI12-90-AT4PL	CIH12-90-AT4PL	12	10	5/16	53.0	35.0	23.0

*All Colour and Wire variants / Colours available: Black ● RAL 9005 (Standard) / Brown ● RAL 8016 (X-Temp™).

TE Ampseal 16 90° elbow interface - Standard profile plugs & caps


	Connector reference	Interface reference	Part No.	X-Temp™ Part No.	Conduit size (A)			Nominal dimensions (mm)		
					NC	NW	US	B	C	D
	Standard profile plugs									
	776427-1*	2 way	CI06-90-AT2LP	–	06	4.5	3/16	37.3	25.0	17.0
	776522-1*		CI08-90-AT2LP	CIH08-90-AT2LP	08	7.5	¼	37.3	25.0	17.0
	2320920-1*		CI12-90-AT2LP	CIH12-90-AT2LP	12	10	5/16	38.0	23.0	20.0
	2320932-1*									
	776523-1*	3 way	CI08-90-AT3LP	CIH08-90-AT3LP	08	7.5	¼	39.8	29.0	17.1
	776429-1*		CI12-90-AT3LP	CIH12-90-AT3LP	12	10		40.2	27.1	17.1
	776524-3*	4 way	CI08-90-AT4LP	CIH08-90-AT4LP	08	7.5	¼	40.8	29.4	20.6
	2320922-1*		CI12-90-AT4LP	–	12	10	5/16	41.1	27.5	20.6
			CI16-90-AT4LP	–	16	12	3/8	–	–	–
	776433-1*	6 way	CI08-90-AT6LP	CIH08-90-AT6LP	08	7.5	¼	42.8	29.4	22.5
	776531-1*		CI12-90-AT6LP	CIH12-90-AT6LP	12	10	5/16	43.1	27.5	22.5
	2320923-1*		CI16-90-AT6LP	–	16	13	3/8	–	–	–
	Standard profile caps									
	776428-1*	2 way	CI06-90-AT2LR	–	06	4.5	3/16	37.3	25.0	20.0
	776534-1*		CI08-90-AT2LR	CIH08-90-AT2LR	08	7.5	¼	37.3	25.0	20.0
	939556-5*		CI12-90-AT2LR	–	12	10	5/16	38.0	23.0	20.0
	776430-1*	3 way	CI08-90-AT3LR	CIH08-90-AT3LR	08	7.5	¼	39.8	29.0	17.1
	776535-1*		CI12-90-AT3LR	CIH12-90-AT3LR	12	10	5/16	40.2	27.1	17.1
	776488-1*	4 way	CI08-90-AT4LR	CIH08-90-AT4LR	08	7.5	¼	40.8	29.4	20.6
776536-1*		CI12-90-AT4LR	–	12	10	5/16	41.1	27.5	20.6	
1717674-1*		CI16-90-AT4LR	–	16	13	3/8	41.1	27.5	20.6	
776434-1*	6 way	CI08-90-AT6LR	CIH08-90-AT6LR	08	7.5	¼	42.8	29.4	22.5	
776537-1*		CI12-90-AT6LR	–	12	10	5/16	43.1	27.5	22.5	
1717675-1*		CI16-90-AT6LR	–	16	13	3/8	43.1	27.5	22.5	

NOTE: LP = Plug, LR = Receptacle. *All Colour and Wire variants / Colours available: Black ● RAL 9005 (Standard) / Brown ● RAL 8016 (X-Temp™).

Connector Shield

Protective cover for AMPSEAL 16 CPA mechanism

Secure push-fit fastening mechanism provides a high level of protection against the ingress of solids and liquids.



Connector Shield

The Harnessflex® Connector Shield provides a high level of protection against the ingress of solids and liquids into the AMPSEAL 16 connector CPA mechanism, helping to maintain continuous vehicle operation even in the toughest conditions.

The universal design will fit securely to the CPA mechanism of the complete range of AMPSEAL 16 connectors when used with Harnessflex AT (AMPSEAL 16) backshells.

Features & benefits:

- Single piece covering to fit all AMPSEAL 16 connectors
- Secure push-fit fastening mechanism (patent pending)
- Maintains free operation of the CPA mechanism
- Provides continuation of protection between connector and backshell
- Provides ingress protection against solids and liquids
- Protects CPA mechanism against painting processes
- Suitable for retrofit / aftermarket

Connector shield (for AMPSEAL 16 CPA mechanism)

	CPA Shield Part no.	Connector reference	Connector arrangement	Connector Interface	X-Temp™ connector interface	Nominal dimensions (mm)				
						A	B	C	D	E
	ATUPL	776428-1*	2 way	CI06-AT2PL	–	13.9	41.9	15.8	24.0	12.0
				CI08-AT2PL	CIH08-AT2PL					
				CI08-90-AT2PL	CIH08-90-AT2PL					
				CI12-90-AT2PL	CIH12-90-AT2PL					
	ATUPL	776523-1*	3 way	CI08-AT3PL	CIH08-AT3PL	13.9	41.9	15.8	24.0	12.0
				CI08-90-AT3PL	CIH08-90-AT3PL					
				CI12-90-AT3PL	CIH12-90-AT3PL					
	ATUPL	776487-1*	4 way	CI08-AT4PL	CIH08-AT4PL	13.9	41.9	15.8	24.0	12.0
				CI12-AT4PL	CIH12-AT4PL					
				CI08-90-AT4PL	CIH08-90-AT4PL					
				CI12-90-AT4PL	CIH12-90-AT4PL					
	ATUPL	776494-1* 776495-1*	6 way	CI08-AT6PL	–	13.9	41.9	15.8	24.0	12.0
				CI12-AT6PL	CIH12-AT6PL					
	ATUPL	776494-1* 776495-1*	8 way	CI12-AT8PL	CIH12-AT8PL	13.9	41.9	15.8	24.0	12.0
				CI16-AT8PL	CIH16-AT8PL					
				CI16-90-AT8PL	–					
				CI20-AT12PL	–					
	ATUPL	776533-1*	12 way	CI12-AT12PL	CIH12-AT12PL	13.9	41.9	15.8	24.0	12.0
				CI16-AT12PL	CIH16-AT12PL					
				CI20-AT12PL	–					

*All Colour variants.

TE Econoseal Series

Backshell series for Econoseal J MK2 connectors



Harnessflex® X-Temp™

Protection at temperatures between 200°C to -50°C with high vibration, dynamic conditions.

TE Econoseal Series straight interface

	Connector reference	Interface reference	Part No.	X-Temp™ Part No.	Conduit size			Nominal dimensions (mm)		
					NC	NW	US	A	B	C
	Plug									
	174354-2 881772-1	2 Way	CI06-ES2P	CIH06-ES2P	06	4.5	3/16	35.1	17.4	14.7
			CI08-ES2P	CIH08-ES2P	08	7.5	1/4	35.1	17.4	14.7
	174359-2 881772-1	3 Way	CI08-ES3P	CIH08-ES3P	08	7.5	1/4	34.9	22.9	14.7
	174259-1 174259-2 881776-1	4 Way	CI10-ES4P	CIH10-ES4P	10	8.5	5/16	33.8	17.4	21.9
	Receptacle									
	6-178449-6 174352-2	2 Way	CI06-ES2R	CIH06-ES2R	06	4.5	3/16	41.5	23.6	23.4
			CI08-ES2R	CIH08-ES2R	08	7.5	1/4	41.5	23.6	23.4
	368523-3 881775-1	3 Way	CI08-ES3R	CIH08-ES3R	08	7.5	1/4	47.2	27.4	24.0
	174257-2 881777-1	4 Way	CI10-ES4R	CIH10-ES4R	10	8.5	5/16	42.3	23.6	30.0

Colours available: Black ● RAL 9005 (Standard) / Brown ● RAL 8016 (X-Temp™).

TE Econoseal Series 90° elbow interface series

	Connector reference	Interface reference	Part No.	X-Temp™ Part No.	Conduit size			Nominal dimensions (mm)		
					NC	NW	US	A	B	C
	Plug									
	174354-2 881772-1	2 Way	CI06-90-ES2P	CIH06-90-ES2P	06	4.5	3/16	28.7	50.2	19.3
			CI08-90-ES2P	CIH08-90-ES2P	08	7.5	1/4	28.7	50.2	19.3
			CI10-90-ES2P	CIH10-90-ES2P	10	8.5	5/16	38.5	50.3	19.3
			CI12-90-ES2P	CIH12-90-ES2P	12	10	5/16	29.3	56.5	19.3
	174359-2 881772-1	3 Way	CI08-90-ES3P	CIH08-90-ES3P	08	7.5	1/4	28.7	50.0	19.3
			CI10-90-ES3P	CIH10-90-ES3P	10	8.5	5/16	38.5	50.0	19.3
			CI12-90-ES3P	CIH12-90-ES3P	12	10	5/16	29.3	50.0	19.3
	174259-1 174259-2 881776-1	4 Way	CI10-90-ES4P	CIH10-90-ES4P	10	8.5	5/16	38.5	49.3	21.9
			CI12-90-ES4P	CIH12-90-ES4P	12	10	5/16	29.3	49.2	21.9
			CI16-90-ES4P	CIH16-90-ES4P	16	13	3/8	33.6	50.2	21.9
		Receptacle								
174352-2 6-178449-6		2 Way	CI06-90-ES2R	CIH06-90-ES2R	06	4.5	3/16	28.7	56.5	23.4
			CI08-90-ES2R	CIH08-90-ES2R	08	7.5	1/4	28.7	56.5	23.4
			CI10-90-ES2R	CIH10-90-ES2R	08	7.5	1/4	38.5	56.5	23.4
			CI12-90-ES2R	CIH12-90-ES2R	12	10	5/16	29.3	56.5	23.4
368523-3 881775-1		3 Way	CI08-90-ES3R	CIH08-90-ES3R	08	7.5	1/4	28.7	61.0	24.0
			CI10-90-ES3R	CIH10-90-ES3R	10	8.5	5/16	38.5	61.0	24.0
			CI12-90-ES3R	CIH12-90-ES3R	12	10	5/16	29.3	61.0	24.0
174257-2 881777-1		4 Way	CI10-90-ES4R	CIH10-90-ES4R	10	8.5	5/16	38.5	56.4	30.0
			CI12-90-ES4R	CIH12-90-ES4R	12	10	5/16	29.3	56.3	30.0
			CI16-90-ES4R	CIH16-90-ES4R	16	13	3/8	33.6	58.3	30.0

Colour: Black as standard.

Amphenol AT & Deutsch DT Series

Connector interface



Harnessflex® X-Temp™

Protection at temperatures between 200°C to -50°C with high vibration, dynamic conditions.

Amphenol AT/Deutsch DT Series straight interface

	Amphenol AT connector reference	Deutsch DT connector reference	Interface reference	Part No.	X-Temp™ Part No.	Conduit size			Nominal dimensions (mm)		
						NC	NW	US	A	B	C
	AT04-2P*	DT06-2**	2 way	CI06-DT2	CIH06-DT2	06	4.5	3/16	26.0	16.0	18.0
				CI08-DT2	CIH08-DT2	08	7.5	1/4	26.0	16.0	18.0
				CI12-DT2	CIH12-DT2	12	10	5/16	26.0	16.0	18.0
-		DT06-3S**	3 way	CI08-DT3	CIH08-DT3	08	7.5	1/4	30.0	22.0	24.0
				CI12-DT3	CIH12-DT3	12	10	5/16	29.0	22.0	24.0
-	AT04-4P* / AT06-4S*	DT06-4**	4 way	CI08-DT4	CIH08-DT4	08	7.5	1/4	42.0	18.0	27.0
				CI12-DT4	CIH12-DT4	12	10	5/16	40.0	18.0	27.0
-	AT04-6P* / AT06-6S*	DT06-6**	6 way	CI08-DT6	CIH08-DT6	08	7.5	1/4	42.0	22.0	27.0
				CI12-DT6	CIH12-DT6	12	10	5/16	40.0	22.0	27.0
-	AT04-08P*	DT06-8SA**	8 way	CI12-DT8	CIH12-DT8	12	10	5/16	40.0	25.0	30.0
				CI16-DT12	CIH16-DT12	16	13	3/8	44.0	24.0	40.0

*(Amphenol AT) AT04-#P is the male connector and AT06-#S is the female connector. Compatible with part number suffix: EC**, MM** (except MM03**).

** (Deutsch DT) DT04-#P is the male connector and DT06-#S is the female connector. Compatible with part number suffix: EP04, EP06, EP08, E005, CE01, CE03, CE05, CE11.

Amphenol AT/Deutsch DT elbow swivel interface

	Amphenol AT connector reference	Deutsch DT connector reference	Interface reference	Part No.	X-Temp™ Part No.	Conduit size			Nominal dimensions (mm)		
						NC	NW	US	A	B	C
	AT04-2P*	DT06-2**	2 Way	CI06-90-DT2	CIH06-90-DT2	06	4.5	3/16	36.0	30.0	19.0
				CI08-90-DT2	CIH08-90-DT2	08	7.5	1/4	36.0	30.0	19.0
				CI12-90-DT2	CIH12-90-DT2	12	10	5/16	36.0	30.0	19.0
-		DT06-3S**	3 Way	CI08-90-DT3	CIH08-90-DT3	08	7.5	1/4	44.0	30.0	23.0
				CI12-90-DT3	CIH12-90-DT3	12	10	5/16	44.0	30.0	23.0
-	AT04-4P* / AT06-4S*	DT06-4**	4 Way	CI08-90-DT4	CIH08-90-DT4	08	7.5	1/4	48.0	30.0	25.0
				CI12-90-DT4	CIH12-90-DT4	12	10	5/16	48.0	30.0	25.0
-	AT04-6P* / AT06-6S*	DT06-6**	6 Way	CI08-90-DT6	CIH08-90-DT6	08	7.5	1/4	48.0	34.0	25.0
				CI12-90-DT6	CIH12-90-DT6	12	10	5/16	48.0	34.0	25.0
-	AT04-08P*	DT06-8SA**	8 Way	CI12-90-DT8	CIH12-90-DT8	12	10	5/16	63.0	37.0	30.0
				CI16-90-DT8	CIH16-90-DT8	16	13	3/8	63.0	37.0	30.0
-		DT06-12SA**	12 Way	CI12-90-DT12	CIH12-90-DT12	12	10	5/16	68.0	36.0	38.0
				CI16-90-DT12	CIH16-90-DT12	16	13	3/8	68.0	36.0	38.0

*(Amphenol AT) Compatible with part number suffix: EC**, MM** (except MM03**).

** (Deutsch DT) Compatible with part number suffix: EP04, EP06, EP08, E005, CE01, CE03, CE05, CE11.

TE/Deutsch - DTP04 & DRC50 Series

Connector interface



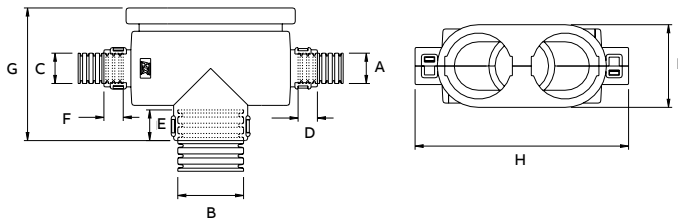
TE/Deutsch - DTP04 Series 90° elbow interface

	Connector reference	Part No.	Conduit size (A)			Nominal dimensions (mm)		
			NC	NW	US	B	C	D
	DTP06-4S	CI12-90-DTP04	12	10	5/16	27.0	37.0	25.0
	DTP06-4S-C015							
	DTP06-4S-CE02							
	DTP06-4S-E004							
	DTP06-4S	16-90-DTP04	-	-	-	27.0	37.0	25.0
	DTP06-4S-C015							
	DTP06-4S-CE02							
	DTP06-4S-E004							



TE/Deutsch - DRC50 Series interface

Connector reference	Part No.	Conduit size (NC / NW / US)			Nominal dimensions (mm)		
		A	B	C	G	H	I
DRC26-50S0*	CI122812-DRC50	12 / 10 / 5/16	28 / 23 / 3/4	12 / 10 / 5/16	58.0	92.0	36.0
DRC26-50S0*	CI201220-DRC50	20 / 17 / 1/2	12 / 10 / 5/16	20 / 17 / 1/2	50.0	92.0	36.0
DRC26-50S0*	CI202820-DRC50	20 / 17 / 1/2	28 / 23 / 3/4	20 / 17 / 1/2	58.0	92.0	36.0
DRC26-50S0*	CI251225-DRC50	25 / 22 / 3/4	12 / 10 / 5/16	25 / 22 / 3/4	50.0	92.0	36.0
DRC26-50S0*	CI252825-DRC50	25 / 22 / 3/4	28 / 23 / 3/4	25 / 22 / 3/4	58.0	92.0	36.0



* Original connector.

FCI Automotive Apex 2.8

Connector interface



Harnessflex® X-Temp™

Protection at temperatures between 200°C to -50°C with high vibration, dynamic conditions.

FCI Automotive Apex 2.8 straight interface

	Connector reference	Interface reference	Part No.	X-Temp™ Part No.	Conduit size (A)			Nominal dimensions (mm)		
					NC	NW	US	B	C	D
	54200210	2 Way	CI06-FCI02	CIH06-FCI02	08	7.5	¼	25.0	17.0	33.0
			CI08-FCI02	CIH08-FCI02	08	7.5	¼	25.0	17.0	33.0
			CI12-FCI02	CIH12-FCI02	12	10	5/16	25.0	17.0	27.0
	54200312	3 Way	CI08-FCI03	CIH08-FCI03	08	7.5	¼	34.0	17.0	34.0
			CI12-FCI03	CIH12-FCI03	12	10	5/16	35.0	17.0	29.0
	54200413	4 Way	CI08-FCI04	CIH08-FCI04	08	7.5	¼	39.0	17.0	34.0
			CI12-FCI04	CIH12-FCI04	12	10	5/16	38.0	17.0	29.0
	54201415	14 Way	CI12-FCI14	CIH12-FCI14	12	10	5/16	53.0	26.0	34.0
			CI16-FCI14	CIH16-FCI14	16	13	3/8	53.0	26.0	59.0
			16-FCI14	H16-FC14	16	13	3/8	53.0	26.0	33.0
	10867079	50 Way	CI25-FCI50	-	25	22	3/4	56.0	37.0	50.7

Colours available: Black ● RAL 9005 (Standard) / Brown ● RAL 8016 (X-Temp™).

FCI Automotive Apex 2.8 90° elbow swivel interface

	Connector reference	Interface reference	Part No.	X-Temp™ Part No.	Conduit size (A)			Nominal dimensions (mm)		
					NC	NW	US	B	C	D
	-	2 Way	CI06-90-FCS02	CIH06-90-FCS02	06	4.5	3/16	30.0	19.0	33.0
			CI08-90-FCS02	CIH08-90-FCS02	08	7.5	¼	30.0	19.0	33.0
	54200210		CI06-90-FCI02	CIH06-90-FCI02	06	4.5	3/16	31.0	19.0	48.0
			CI08-90-FCI02	CIH08-90-FCI02	08	7.5	¼	31.0	19.0	48.0
			CI12-90-FCI02	CIH12-90-FCI02	12	10	5/16	32.0	19.0	48.0
	54200312	3 Way	CI08-90-FCI03	CIH08-90-FCI03	08	7.5	¼	35.0	19.0	49.0
			CI12-90-FCI03	CIH12-90-FCI03	12	10	5/16	37.0	19.0	49.0
	54200413	4 Way	CI08-90-FCI04	CIH08-90-FCI04	08	7.5	¼	38.0	19.0	49.0
			CI12-90-FCI04	CIH12-90-FCI04	12	10	5/16	38.0	19.0	49.0
	54201415	14 Way	CI08-90-FCI14	CIH08-90-FCI14	08	7.5	¼	38.0	24.0	57.0
			CI12-90-FCI14	CIH12-90-FCI14	12	10	5/16	38.0	24.0	57.0
			CI16-90-FCI14	CIH16-90-FCI14	16	13	3/8	38.0	24.0	57.0
			CI20-90-FCI14	CIH20-90-FCI14	20	17	½	32.9	23.5	63.7

Colours available: Black ● RAL 9005 (Standard) / Brown ● RAL 8016 (X-Temp™).

Bosch Compact Connector interface



Harnessflex® X-Temp™

Protection at temperatures between 200°C to -50°C with high vibration, dynamic conditions.

Bosch Compact straight interface

	Connector reference	Interface reference	Part No.	X-Temp™ Part No.	Conduit size			Nominal dimensions (mm)		
					NC	NW	US	A	B	C
	1 928 403 137*	2 Way	CI06-BC2	CIH06-BC2	06	7.5	3/16	25.0	21.3	18.0
	1 928 403 126*		CI08-BC2	CIH08-BC2	08	7.5	1/4	25.0	21.3	18.0
	1 928 403 698*		CI12-BC2	CIH12-BC2	12	10	5/16	25.0	21.3	18.0
	1 928 403 722*									
	1 928 403 920*									
	1 928 404 476*									
1 928 404 707*										
	1 928 403 110*	3 Way	CI08-BC3	CIH08-BC3	08	7.5	1/4	25.0	26.7	18.0
	1 928 403 870*		CI12-BC3	CIH12-BC3	12	10	5/16	25.0	26.7	18.0
	1 928 403 915*									
	1 928 403 112*	4 Way	CI08-BC4	CIH08-BC4	08	7.5	1/4	25.0	29.0	18.0
	1 928 403 913*		CI12-BC4	CIH12-BC4	12	10	5/16	25.0	29.0	18.0
	1 928 404 627*									
	1 928 404 691*									
	1 928 405 184*									
-	40 Way	CI28-BC40	CIH28-BC40	28	23	3/4	44.4	40.0	-	

∅ Conduit

*All Bosch Kompact variants / Colours available: Black ● RAL 9005 (Standard) / Brown ● RAL 8016 (X-Temp™).

Bosch Compact 90° elbow swivel interface

	Connector reference	Interface reference	Part No.	X-Temp™ Part No.	Conduit size			Nominal dimensions (mm)		
					NC	NW	US	A	B	C
	1 928 403 137*	2 Way	CI06-90-BC2	CIH06-90-BC2	06	7.5	3/16	33.3	30.3	20.5
	1 928 403 126*		CI08-90-BC2	CIH08-90-BC2	08	7.5	1/4	33.3	30.3	20.5
	1 928 403 698*		CI12-90-BC2	CIH12-90-BC2	12	10	5/16	33.3	30.3	20.5
	1 928 403 722*									
	1 928 403 920*									
	1 928 404 476*									
1 928 404 707*										
	1 928 403 110*	3 Way	CI08-90-BC3	CIH08-90-BC3	08	7.5	1/4	33.3	30.3	26.7
	1 928 403 870*		CI12-90-BC3	CIH12-90-BC3	12	10	5/16	33.3	30.3	26.7
	1 928 403 915*									
	1 928 403 112*	4 Way	CI08-90-BC4	CIH08-90-BC4	08	7.5	1/4	37.0	30.3	33.0
	1 928 403 913*		CI12-90-BC4	CIH12-90-BC4	12	13	5/16	37.0	30.3	33.0
	1 928 404 627*									
	1 928 404 691*									
	1 928 405 184*									

∅ Conduit

*All Bosch Kompact variants / Colours available: Black ● RAL 9005 (Standard) / Brown ● RAL 8016 (X-Temp™).

Kostal

Kostal 90° elbow swivel interface, straight interface & PG thread LK20



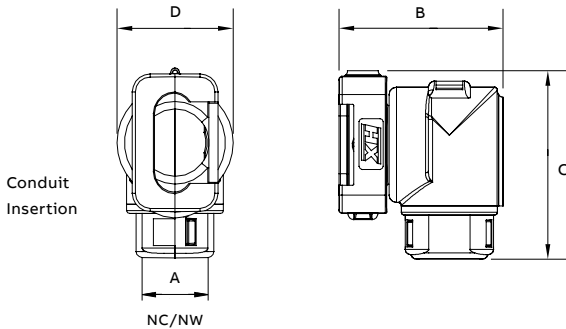
Kostal hinged interface

Clip-on elbow interface for Kostal in-line connector.

Kostal 90° elbow swivel interface

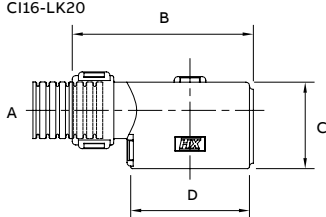
Connector reference	Interface reference	Part No.	Conduit size (A)			Nominal dimensions (mm)		
			NC	NW	US	B	C	D
9442291	2 way	CI08-90-K2C	08	7.5	¼	27.4	30.0	19.5
		CI12-90-K2C	12	10	⅜	27.4	31.0	19.5
9302231	3 way	CI08-90-K3C	08	7.5	¼	27.4	31.4	19.5
		CI12-90-K3C	12	10	⅜	27.4	32.4	19.5
9331031	10 way	CI12-90-K10C	12	10	⅜	38.4	37.7	19.5

CI08-90-K2C



Kostal straight interface

Connector reference	Interface reference	Part No.	Conduit size (A)			Nominal dimensions (mm)		
			NC	NW	US	B	C	D
CI16-LK20	20 Way	CI16-LK20	16	13	⅜	51.0	28.0	34.0
9441391	28 Way	CI08-SLK28-3	08	7.5	¼	51.0	28.0	34.0



PG thread LK20

Part No.	Thread type	Thread length (mm)	A/F (mm)	I.D (mm)
PG21-LK20	PG21	12.2	37.8	22.6

Kostal Series

Backshell series for Kostal series connectors

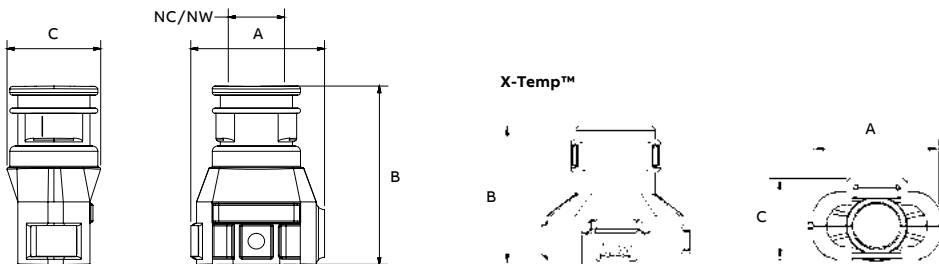


Compatible with conduit types:
Kostal 2,8 Series



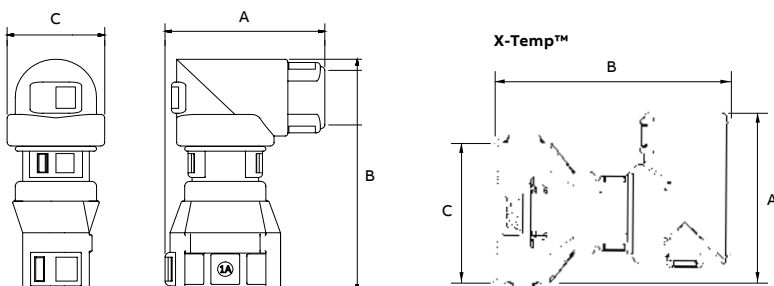
Kostal Series 180° straight interface

Connector reference	Interface reference	Part No.	X-Temp™ Part No.	Conduit size			Nominal dimensions (mm)		
				NC	NW	US	A	B	C
09-4440-2*	2 Way	CI06-SLK28-2	-	06	4.5	3/16	23.8	34.5	16.5
		CI08-SLK28-2	-	08	7.5	1/4	23.8	34.5	16.5
09-4440-3*	3 Way	CI08-SLK28-3	-	08	7.5	1/4	30.2	36.1	16.5
10092979	4 Way	-	CIH12-MLK04	12	10	5/16	27.3	29.2	18.4



Kostal Series 90° elbow interface - 2 part swivel

Connector reference	Interface reference	Part No.	X-Temp™ Part No.	Conduit size			Nominal dimensions (mm)		
				NC	NW	US	A	B	C
09-4440-2*	2 Way	CI06-90-SLK28-2	-	06	4.5	3/16	30.0	48.5	19.5
		CI08-90-SLK28-2	-	08	7.5	1/4	30.0	48.5	19.5
09-4440-3*	3 Way	CI08-90-SLK28-3	-	08	7.5	1/4	33.2	50.0	19.5
09-4440-3*	4 Way	CI12-90-SLK28-4	-	12	10	5/16	36.3	38.7	19.5
10092979	4 Way	-	CIH12-90-MLK04	12	10	5/16	34.7	45.8	19.5



Aptiv Series

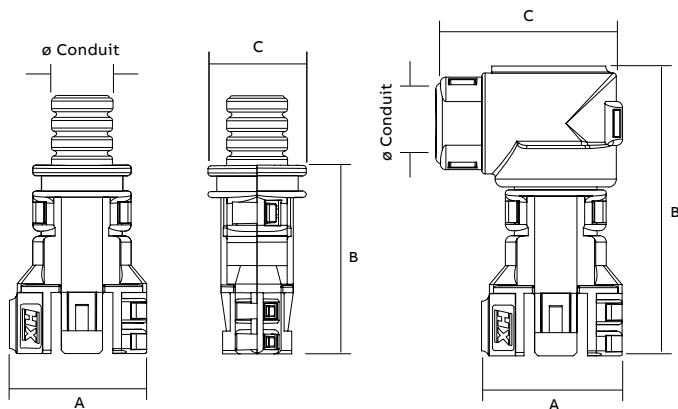
External connector interface



Aptiv Series straight interface

	Connector reference	Interface reference	Part No.	Conduit size			Nominal dimensions (mm)		
				NC	NW	US	A	B	C
GT284 straight connector interface 	12162194	2 way	CI08-MP2	08	7.5	¼	20.0	16.0	28.9
	12162852		CI08-MMP2	08	7.5	¼	30.0	17.0	18.0
	12052613/12065863*		CI08-WP2	08	7.5	¼	31.3	16.1	28.3
	15397337		CI08-PTD2	08	7.5	¼	20.2	20.5	18.0
	13532244	3 way	CI06-DE001	08	7.5	¼	18.0	17.0	17.0
GT153 straight connector interface 			CI06-MP2	08	7.5	¼	20.0	16.0	28.9
			CI06-MMP2	08	7.5	¼	30.0	17.0	18.0
			CI06-WP2	08	7.5	¼	31.3	16.1	28.3
			CI06-PTD2	08	7.5	¼	20.2	20.5	18.0
			CI08-DE001	08	7.5	¼	18.0	17.0	17.0
			CI08-MP3	08	7.5	¼	43.0	20.0	28.0
			CI08-GT153	08	7.5	¼	38.0	24.0	16.0
		16-GT284	16	13	⅜	37.3	21.3	40.0	
External straight connector interface 									

Connector reference	Interface reference	Part No.	Conduit size			Nominal dimensions (mm)		
			NC	NW	US	A	B	C
3520101	2 way	CI08-GT150SF-2	08	7.5	¼	21.1	30.7	16.1
13520104		CI08-90-GT150SF-2	08	7.5	¼	21.1	45.0	29.6

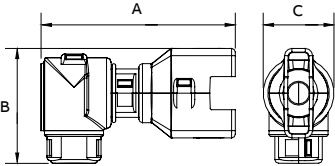
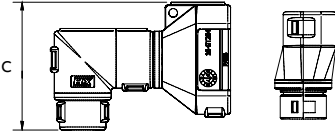


* Both connectors need to be fitted with TPA 1205 2845.

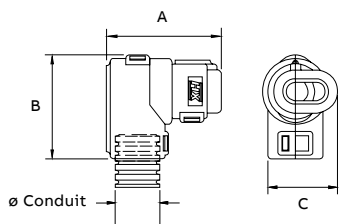
Aptiv Series

External connector interface (continued)

Aptiv Series 90° elbow swivel interface

	Connector reference	Interface reference	Part No.	Conduit size			Nominal dimensions (mm)				
				NC	NW	US	A	B	C		
	GT153 elbow connector interface	2 way	12162194	CI08-90-MP2	08	7.5	¼	35.0	42.0	29.5	
	12162852		CI08-90-MMP2	08	7.5	¼	45.0	30.0	19.0		
	12162194	CI12-90-MP2	12	10	5/16	20.0	42.0	30.5			
	12162852	CI12-90-MMP2	12	10	5/16	-	-	-			
	12052613/ 12065863*	CI08-90-WP2	08	7.5	¼	45.2	33.3	19.5			
	15397337	CI12-90-WP2	12	10	5/16	45.2	34.3	19.5			
		CI08-90-PTD2	08	7.5	¼	33.8	30.0	22.0			
		CI12-90-PTD2	12	10	5/16	33.8	21.0	22.0			
		13532244	3 way	CI06-90-MP2	08	7.5	¼	35.0	42.0	29.5	
	GT284 elbow connector interface	CI06-90-MMP2		08	7.5	¼	45.0	30.0	19.0		
			CI06-90-WP2	08	7.5	¼	45.2	33.3	19.5		
			CI08-90-DE001	08	7.5	¼	32.0	30.0	17.5		
			12129615/ 12110293*	CI08-90-MP3	08	7.5	¼	56.9	30.0	20.0	
			15336121	CI12-90-MP3	12	10	5/16	56.9	31.0	20.0	
				CI08-90-GT153	08	7.5	¼	53.0	31.0	19.0	
				CI12-90-GT153	12	10	5/16	53.0	32.0	19.0	
				15326631	CI12-90-GT284	12	10	5/16	62.6	44.4	-
				CI16-90-GT284	16	13	3/8	62.6	44.4	-	

External elbow connector interface



Part reference	Connector system	
MP	Delphi Metri-Pack	To suit Metripack
MMP	Delphi Metri-Pack	To suit Metripack
WP	Delphi Weatherpack	To suit Weatherpack
PTD	Power Timer	
GT	Delphi GT Series 150 and 180	

* Both connectors need to be fitted with TPA 1205 2845.

Sumitomo

4 Way hinged interface



Sumitomo 4 way hinged interface

Connector reference	Interface reference	Part No.	Conduit size (A)			Nominal dimensions (mm)		
			NC	NW	US	B	C	D
6098-0144-B*	4 way	CI08-SU4	08	7.5	¼	34.4	31.5	16.1
6189-7469-B*		CI08-90-SU4	08	7.5	¼	48.2	34.8	19.3
6195-0030**		CI08-X2SU4	08	7.5	¼	34.0	29.2	16.1
		CI08-90-X2SU4	08	7.5	¼	48.9	34.7	19.3
6189-1134	10 way	CI12-SU10	12	10	5/16	30.8	26.9	16.1

NOTE: 180° versions are available.

* Original connector.

**New version of connector.

Heavy Duty Series

Plug and socket backshell interface for HDSCS & CTCS XP Connector Series



Harnessflex® Heavy Duty Series

Safe and secure cable protection for TE HDSCS and Aptiv CTCS XP Type B & E connectors, helping to maintain continuous vehicle operation even in the toughest conditions.

TE HDSCS Connector Series plug and socket backshell interface

Part No.	Type	Dimensions (mm)			Weight (g)	NC	Conduit size		
		A	B	C			NW	US	
Straight Interface Series									
CI08-HDSCS-B	B	33.5	Ø23.9	12.9	3.4	08	7.5	¼	
CI12-HDSCS-B	B	33.5	Ø23.9	16	3.5	12	10	5/16	
CI20-HDSCS-E	E	41.8	48.9	24.8	7.8	20	17	½	
90° Elbow Interface Series (2 Part Swivel Elbows)									
CI20-F90-HDSCS-E	E	67.9	39	24.8	10	20	17	½	

Colour: Black as standard.

Harnessflex Heavy Duty Series connectors compatible with:

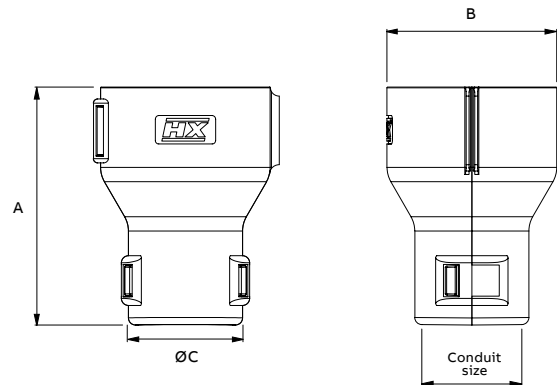
Type B

TE	*-1703773-1	*-1418469-1
	*-1703808-1	*-1703818-1
	*-1703820-1	*-1418390-1
Aptiv	33308731	33346867
	33308912	33347886
	33308961	33346852
	33308974	33346865
	33308978	33346866
	33308982	33347865

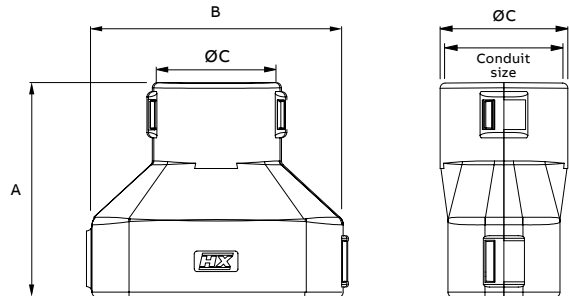
Type E

TE	*-1564337-1	*-1563759-1
	*-1564526-1	*-1564412-1
	*-1564337-1	*-1564407-1
	*-1564528-1	*-1563878-1
	*-1564532-1	*-1564530-1
	*-1670901-1	*-1564330-1
	*-1564534-1	-
Aptiv	33285171	33347859
	33285172	33347875
	33342234	33347874
	33342243	33347860
	33342277	33347876
	33342293	33347872
	33343701	33349151
33344005	33347873	

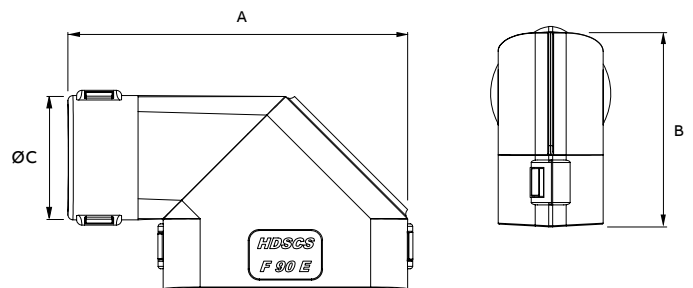
CI08-HDSCS-B & CI12-HDSCS-B Dimensions



CI20-HDSCS-E Dimensions



CI20-F90-HDSCS-E Dimensions



DIN 72585 & Millflex ABS

Hinged interfaces



DIN 72585 hinged interface

Part No.	Conduit size (A)			Nominal dimensions (mm)		
	NC	NW	US	B	C	D
CI08-72585	08	7.5	¼	40.9	24.9	10.0



Millflex hinged ABS interface

Part No.	Conduit size (A)			Nominal dimensions (mm)
	NC	NW	US	B
CI06-MF2	08	7.5	¼	35.6
CI08-MF2	08	7.5	¼	35.6
CI10-MF2	10	8.5	5/16	35.6
CI12-MF2	12	10	5/16	35.6

Special customised products

Interfaces for circular connectors



Interfaces for circular connectors

Interface provides connection between electrical circular connectors and hinged conduit system. Due to the innovative design, the interface can freely rotate without any harness movement. US

Hinged fitting

Part No.	Shell size (mm)	Conduit size			Thread size
		NC	NW	NW	
NEPA14-16	14	16	13	3/8	13/16"-20 UNEF
NEPA16-20	16	20	17	1/2	15/16"-20 UNEF
NEPA24-28	24	28	23	3/4	17/16"-18 UNEF
CI20-CCU100	18/16	20	17	1/2	1"-20 UNEF
CI20-CCU119	18/16	20	17	1/2	13/16"-18 UNEF
CI28-CCU138	24	28	23	3/4	13/8"-18 UNEF

Interface for circular connector

Part No.	Shell size (mm)	Conduit size			Nominal dimensions (mm)			
		NC	NW	NW	A	B	C	D
NEPA14-16	14	16	13	3/8	14.4	25.3	25.0	12.5
NEPA16-20	16	20	17	1/2	14.4	30.0	26.3	16.4
NEPA24-28	24	28	23	3/4	17.0	42.0	29.8	22.8
CI20-CCU100	18/16	20	17	1/2	11.0	30.0	26.0	16.4
CI20-CCU119	18/16	20	17	1/2	11.0	33.0	26.0	16.5
CI28-CCU138	24	28	23	3/4	13.0	41.5	30.0	22.8

HDP20 Series conduit adapter - Sealing ring & cap nut

Part No.	Seal ring	Cap nut	Conduit size	
			Shell size	NW
L015	14.4	25.0	24	22



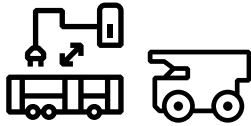
**Harnessflex®
EVO™**
(Electric Vehicle
Orange) specialist
range for full EV
(electric vehicle)
industry compliance.



Harnessflex® EVO™

(Electric Vehicle Orange) conduit systems

Electric Vehicle Orange (EVO™) conduit systems for safeguarding critical wiring in heavy-duty electric vehicles.



Harnessflex EVO™ (Electric Vehicle Orange) conduit is flexible nylon (PA6) conduit suitable for electric vehicle applications.

Heavy automotive cable protection systems

Protection from damage by mechanical abrasion, excessive cable strain, corrosive salts and liquid ingress.



Built for use in a wide range of EV applications Including electric cars, buses, trucks, lorries, trams and trains.

High voltage connectors

Connectors that easily integrate into high and low voltage wiring and are proven to withstand abrasion, stress, vibration, corrosive conditions and higher vehicle running temperatures. Testing – Form, Fit and Function.



— 01 FR co-polyester Dynamic conduit.

— 02 Nylon (PA6 - NC and CTPA) Co-Polyester (CPC).



Reliable complete system integration for EV wiring protection

Featuring our signature vibration friendly profile (VFP) as standard, as well as UV and heat stabilisation as standard, Harnessflex EVO™ conduit systems minimise the risk of electrical failure whilst also protecting crucial HV connectors.



Product selection guide

EVO™ conduit systems



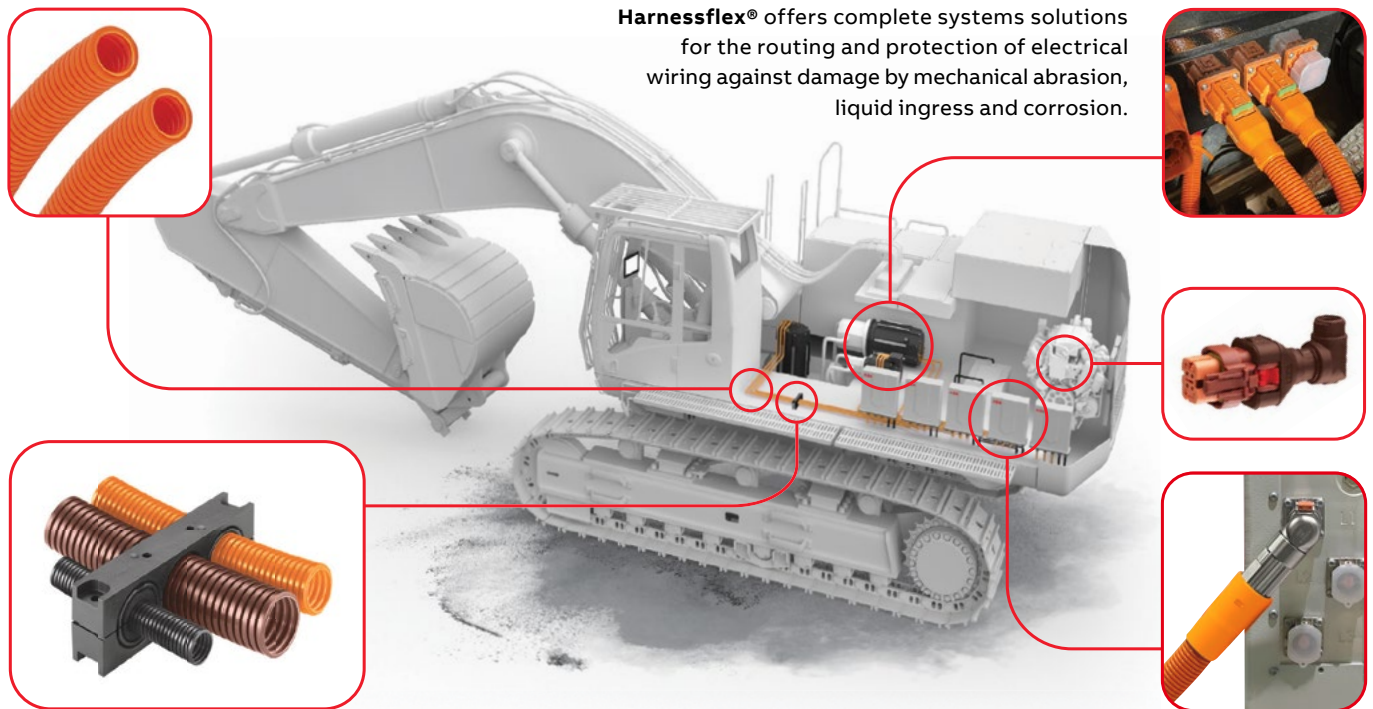
Product selection guide

Type	NC	CTPA	CPC
Conduit material	Polyamide 6	Polyamide 6	Co-Polyester
Conduit weight	Standard	Light	Medium
Slit version available	•	•	–
Temperature range			
Long term static min.	-40°C	-40°C	-50°C
Long term static max.	+120°C	+120°C	+135°C
Short term (3000 hrs)	+150°C	+135°C	+150°C
Short term (200 hrs)	+175°C	+150°C	+175°C
Characteristics			
UV resistance	■■■■■	■■■■■	■■■■■
Flexibility	■■■■□	■■■■■	■■■■■
Fatigue life	■■■■■	■■■■□	■■■■■
Ext. wear resistance	■■■■■	■■■■■	■■■■□
Self extinguishing	•	•	•
Halogen free	•	•	•
Low smoke toxicity	•	•	•
Approvals			
CE	•	•	•
UL94 V0	–	–	–
UL94 V2	–	–	•
UL94 HB	•	•	–
R118	•	–	–
RoHS Compliant	•	•	•
ADR Approved	•	–	–
(ELV) EU200/53/EC	•	•	•
Chemical resistance*			
IRM 903 (ASTM Oil No.2)	S	S	S
Diesel Oil	S	S	S
Ethylene Glycol (Anti-freeze)	S	S	S
Lubricating Oil	S	S	S
Methyl Alcohol	L	L	S
Parafin Oil	S	S	S
Petrol	S	S	S
Sodium Chloride	S	S	S
Sodium Hydroxide (10%)	S	S	S
Transformer Oil	S	S	S
Urea	S	S	NT
Vegetable Oil	S	S	S
Sea (Water)	S	S	S

Key: S = Suitable / L = Limited Suitability / U = Unsustainable / NT = Not Tested

Maximum Performance = ■■■■■

*All chemicals tested for resistance at 23°C.



Harnessflex® offers complete systems solutions for the routing and protection of electrical wiring against damage by mechanical abrasion, liquid ingress and corrosion.

ABB products for construction equipment electrification:

Mobile controllers X90

B&R continues to open up new possibilities in mobile automation with its innovative X90 mobile controllers. The comprehensive set of standardised components is perfect for implementing flexible automation concepts. The heart of the X90 mobile control system is a powerful ARM processor and multi-function I/O channels. Basic features include interfaces for CAN, Ethernet and the real-time POWERLINK bus system.

The B&R Hypervisor can turn your PC into a high-end embedded controller with processor speeds up to 2.8 GHz.

Harnessflex EVO™ Conduit

Suitable for electric vehicle applications, Harnessflex Electric Vehicle Orange Conduit (EVO™) is flexible nylon that is able to withstand extremes of temperatures and resistant to automotive oils and solvents.

AMXE Motors

Compact, permanent magnet synchronous motors for high efficiency propulsion and auxiliary usage:

- Power levels from 20 to 520 kW.
- Speed range up to 8000 rpm.
- Four different frame sizes
- Shaft and flange dimensions in wide range available

As a further advantage, the motor shaft and the flange can be selected to fit already existing interfaces.

BORDLINE® ESS

- Designed according to ABB's long experience in the transportation business
- Based on Lithium-Titanate (LTO) battery cells
- Best in class in safety, lifetime, power and performance
- Compact and lightweight solution
- Easy connectivity and ready-to-install
- Suitable for multi-string systems with paralleling
- Efficient thermal management based on liquid cooling

NextGen Drive

The next generation drive using a 3-level IGBT topology is most efficient, most universal and motor friendliest topology today:

- 3-level topology reduces harmonic motor losses (-75%) at the same switching frequency and reduces voltage stress on motor winding
- Flexibility to separate the drive and motor with cables and full flexibility for different motor types
- Inherent fault tolerance
- Reduces risk of motor bearing currents through reduced common mode voltage

HES880 mobile drive

Compact and rugged, features and benefits of the HES880 include:

- Inverter for traction motor and generator up to 510 kW continuous and up to 760 kW peak electrical power
- Three different frame sizes with voltage from 320 to 750 VDC – 350, 600 and 900 A as maximum currents
- Bi-directional line converter for grid connectivity
- DC/DC converter for battery, super capacitor or fuel cell, up to 620 kW
- The same module can be used as a line converter, motor inverter or DC/DC converter
- Easy to install, only plug connectors



Harnessflex® EVO™ Connector interfaces

Quick reference chart



Amphenol PL18-G2 (Straight)		Amphenol PL28-G2 (90°)		Amphenol PL300 PL282		Amphenol PL182-G2		Type
Type	Connector	Type	Connector	Type	Connector	Type	Connector	Type
CI25-PL18-G2	PL18T-301-50-2.5	CI25-PL18-G2	PL28T-301-50-2.5	CI25-PL282-PL300	PL282X-301-35	CI25-PL182-G2	PL182X-301-50-2.5	CI25-PL300
CI28-PL18-G2		CI28-PL18-G2		CI28-PL282-PL300		CI28-PL182-G2		CI28-PL300
CI25-PL18-G2	PL18U-301-50-2.5	CI25-PL18-G2	PL28U-301-50-2.5	CI25-PL282-PL300	PL282Y-301-35	CI25-PL182-G2	PL182Y-301-50-2.5	CI25-PL300
CI28-PL18-G2		CI28-PL18-G2		CI28-PL282-PL300		CI28-PL182-G2		CI28-PL300
CI25-PL18-G2	PL18V-301-50-2.5	CI25-PL18-G2	PL28V-301-50-2.5	CI25-PL282-PL300	PL282X-301-50	CI25-PL182-G2	PL182U-301-50-2.5	CI25-PL300
CI28-PL18-G2		CI28-PL18-G2		CI28-PL282-PL300		CI28-PL182-G2		CI28-PL300
CI25-PL18-G2	PL18W-301-50-2.5	CI25-PL18-G2	PL28W-301-50-2.5	CI25-PL282-PL300	PL282Y-301-50	CI25-PL182-G2	PL182V-301-50-2.5	CI25-PL300
CI28-PL18-G2		CI28-PL18-G2		CI28-PL282-PL300		CI28-PL182-G2		CI28-PL300
CI25-PL18-G2	PL18X-301-50-2.5	CI25-PL18-G2	PL28X-301-50-2.5	CI28-PL282-PL300	PL282X-301-70	CI25-PL182-G2	PL182X-300-50-2.5	CI25-PL300
CI28-PL18-G2		CI28-PL18-G2		CI28-PL282-PL300	PL282Y-301-70	CI28-PL182-G2		CI28-PL300
CI25-PL18-G2	PL18Y-301-50-2.5	CI25-PL18-G2	PL28Y-301-50-2.5	CI25-PL282-PL300	PL282X-300-35	CI25-PL182-G2	PL182Y-300-50-2.5	CI25-PL300
CI28-PL18-G2		CI28-PL18-G2		CI28-PL282-PL300		CI28-PL182-G2		CI28-PL300
CI25-PL18-G2	PL18T-300-50-2.5	CI25-PL18-G2	PL28T-300-50-2.5	CI25-PL282-PL300	PL282Y-300-35	CI25-PL182-G2	PL182U-300-50-2.5	CI25-PL300
CI28-PL18-G2		CI28-PL18-G2		CI28-PL282-PL300		CI28-PL182-G2		CI28-PL300
CI25-PL18-G2	PL18U-300-50-2.5	CI25-PL18-G2	PL28U-300-50-2.5	CI25-PL282-PL300	PL282X-300-50	CI25-PL182-G2	PL182V-300-50-2.5	CI25-PL300
CI28-PL18-G2		CI28-PL18-G2		CI28-PL282-PL300		CI28-PL182-G2		CI28-PL300
CI25-PL18-G2	PL18V-300-50-2.5	CI25-PL18-G2	PL28V-300-50-2.5	CI25-PL282-PL300	PL282Y-300-50	CI28-PL182-G2	PL182X-301-70-2.5	CI25-PL300
CI28-PL18-G2		CI28-PL18-G2		CI28-PL282-PL300		CI28-PL182-G2	PL182Y-301-70-2.5	CI28-PL300
CI25-PL18-G2	PL18W-300-50-2.5	CI25-PL18-G2	PL28W-300-50-2.5	CI28-PL282-PL300	PL282X-300-70	CI28-PL182-G2	PL182U-301-70-2.5	CI25-PL300
CI28-PL18-G2		CI28-PL18-G2		CI28-PL282-PL300	PL282Y-300-70	CI28-PL182-G2	PL182V-301-70-2.5	CI28-PL300
CI25-PL18-G2	PL18X-300-50-2.5	CI25-PL18-G2	PL28X-300-50-2.5	CI25-PL282-PL300		CI28-PL182-G2	PL182X-300-70-2.5	CI25-PL300
CI28-PL18-G2		CI28-PL18-G2		CI28-PL282-PL300		CI28-PL182-G2	PL182Y-300-70-2.5	CI28-PL300
CI25-PL18-G2	PL18Y-300-50-2.5	CI25-PL18-G2	PL28Y-300-50-2.5	CI25-PL282-PL300	PL282X-300-50	CI28-PL182-G2	PL182U-300-70-2.5	CI25-PL300
CI28-PL18-G2		CI28-PL18-G2		CI28-PL282-PL300		CI28-PL182-G2		CI28-PL300
CI28-PL18-G2	PL18T-301-70-2.5	CI28-PL18-G2	PL28T-301-70-2.5	CI28-PL282-PL300	PL282X-300-70	CI28-PL182-G2	PL182U-301-70-2.5	CI25-PL300
CI28-PL18-G2	PL18U-301-70-2.5	CI28-PL18-G2	PL28U-301-70-2.5	CI28-PL282-PL300	PL282Y-300-70	CI28-PL182-G2	PL182V-301-70-2.5	CI28-PL300
CI28-PL18-G2	PL18V-301-70-2.5	CI28-PL18-G2	PL28V-301-70-2.5			CI28-PL182-G2	PL182X-300-70-2.5	CI25-PL300
CI28-PL18-G2	PL18W-301-70-2.5	CI28-PL18-G2	PL28W-301-70-2.5			CI28-PL182-G2	PL182Y-301-70-2.5	CI28-PL300
CI28-PL18-G2	PL18X-301-70-2.5	CI28-PL18-G2	PL28X-301-70-2.5			CI28-PL182-G2	PL182U-301-70-2.5	CI25-PL300
CI28-PL18-G2	PL18Y-301-70-2.5	CI28-PL18-G2	PL28Y-301-70-2.5			CI28-PL182-G2	PL182V-301-70-2.5	CI28-PL300
CI28-PL18-G2	PL18T-300-70-2.5	CI28-PL18-G2	PL28T-300-70-2.5			CI28-PL182-G2	PL182X-300-70-2.5	CI25-PL300
CI28-PL18-G2	PL18U-300-70-2.5	CI28-PL18-G2	PL28U-300-70-2.5			CI28-PL182-G2	PL182Y-300-70-2.5	CI28-PL300
CI28-PL18-G2	PL18V-300-70-2.5	CI28-PL18-G2	PL28V-300-70-2.5			CI28-PL182-G2	PL182U-300-70-2.5	CI25-PL300
CI28-PL18-G2	PL18W-300-70-2.5	CI28-PL18-G2	PL28W-300-70-2.5			CI28-PL182-G2	PL182V-300-70-2.5	CI28-PL300
CI28-PL18-G2	PL18X-300-70-2.5	CI28-PL18-G2	PL28X-300-70-2.5			CI28-PL182-G2		CI25-PL300
CI28-PL18-G2	PL18Y-300-70-2.5	CI28-PL18-G2	PL28Y-300-70-2.5			CI28-PL182-G2		CI25-PL300

CONNECTOR KEY:

- 1 Amphenol PL18-G2 (Straight)
- 2 Amphenol PL28-G2 (90°)
- 3 Amphenol PL300 PL282
- 4 Amphenol PL182-G2
- 5 Amphenol PL300 (Straight)
- 6 Amphenol PL300 (90°)
- 7 TE HVA280 3P



Amphenol PL300 (Straight)	Connector
PL18X-300-35-5	
PL18Y-300-35-5	
PL18U-300-35-5	
PL18V-300-35-5	
PL18W-300-35-5	
PL18T-300-35-5	
PL18X-301-35-5	
PL18Y-301-35-5	
PL18U-301-35-5	
PL18V-301-35-5	
PL18W-301-35-5	
PL18T-301-35-5	
PL18X-300-50-5	
PL18Y-300-50-5	
PL18U-300-50-5	
PL18V-300-50-5	
PL18W-300-50-5	
PL18T-300-50-5	

Amphenol PL300 (Straight) Continued	
Type	Connector
CI28-PL300	PL18X-301-50-5
CI25-PL300	
CI28-PL300	PL18Y-301-50-5
CI25-PL300	
CI28-PL300	PL18U-301-50-5
CI25-PL300	
CI28-PL300	PL18V-301-50-5
CI25-PL300	
CI28-PL300	PL18W-301-50-5
CI25-PL300	
CI28-PL300	PL18T-301-50-5
CI25-PL300	
CI28-PL300	PL18X-300-50-5
CI25-PL300	
CI28-PL300	PL18Y-300-70-5
CI25-PL300	
CI28-PL300	PL18U-300-70-5
CI25-PL300	
CI28-PL300	PL18V-300-70-5
CI25-PL300	
CI28-PL300	PL18W-300-70-5
CI25-PL300	
CI28-PL300	PL18T-300-70-5
CI25-PL300	
CI28-PL300	PL18X-301-70-5
CI25-PL300	
CI28-PL300	PL18Y-301-70-5
CI25-PL300	
CI28-PL300	PL18U-301-70-5
CI25-PL300	
CI28-PL300	PL18V-301-70-5
CI25-PL300	
CI28-PL300	PL18W-301-70-5
CI25-PL300	
CI28-PL300	PL18T-301-70-5
CI25-PL300	
CI28-PL300	PL18X-300-50-5
CI25-PL300	
CI28-PL300	PL28Y-300-50-5
CI25-PL300	
CI28-PL300	PL28U-300-50-5
CI25-PL300	
CI28-PL300	PL28V-300-50-5
CI25-PL300	
CI28-PL300	PL28W-300-50-5
CI25-PL300	
CI28-PL300	PL28T-300-50-5
CI25-PL300	

Amphenol PL300 (90°)	
Type	Connector
CI25-PL300	PL28X-300-35-5
CI28-PL300	
CI25-PL300	PL28Y-300-35-5
CI28-PL300	
CI25-PL300	PL28U-300-35-5
CI28-PL300	
CI25-PL300	PL28V-300-35-5
CI28-PL300	
CI25-PL300	PL28W-300-35-5
CI28-PL300	
CI25-PL300	PL28T-300-35-5
CI28-PL300	
CI25-PL300	PL28X-301-35-5
CI28-PL300	
CI25-PL300	PL28Y-301-35-5
CI28-PL300	
CI25-PL300	PL28U-301-35-5
CI28-PL300	
CI25-PL300	PL28V-301-35-5
CI28-PL300	
CI25-PL300	PL28W-301-35-5
CI28-PL300	
CI25-PL300	PL28T-301-35-5
CI28-PL300	
CI25-PL300	PL28X-300-50-5
CI28-PL300	
CI25-PL300	PL28Y-300-50-5
CI28-PL300	
CI25-PL300	PL28U-300-50-5
CI28-PL300	
CI25-PL300	PL28V-300-50-5
CI28-PL300	
CI25-PL300	PL28W-300-50-5
CI28-PL300	
CI25-PL300	PL28T-300-50-5
CI28-PL300	

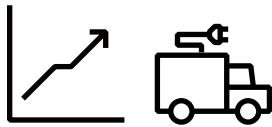
Amphenol PL300 (90°) Continued	
Type	Connector
CI25-PL300	PL28X-301-50-5
CI28-PL300	
CI25-PL300	PL28Y-301-50-5
CI28-PL300	
CI25-PL300	PL28U-301-50-5
CI28-PL300	
CI25-PL300	PL28V-301-50-5
CI28-PL300	
CI25-PL300	PL28W-301-50-5
CI28-PL300	
CI25-PL300	PL28T-301-50-5
CI28-PL300	
CI25-PL300	PL28X-300-70-5
CI28-PL300	
CI25-PL300	PL28Y-300-70-5
CI28-PL300	
CI25-PL300	PL28U-300-70-5
CI28-PL300	
CI25-PL300	PL28V-300-70-5
CI28-PL300	
CI25-PL300	PL28W-300-70-5
CI28-PL300	
CI25-PL300	PL28T-300-70-5
CI28-PL300	
CI25-PL300	PL28X-301-70-5
CI28-PL300	
CI25-PL300	PL28Y-301-70-5
CI28-PL300	
CI25-PL300	PL28U-301-70-5
CI28-PL300	
CI25-PL300	PL28V-301-70-5
CI28-PL300	
CI25-PL300	PL28W-301-70-5
CI28-PL300	
CI25-PL300	PL28T-301-70-5
CI28-PL300	

TE HVA280 3P		
Type	Connector	Compatible Connector Cap
CI16-HVA280-3	4-2103015-1	2103013-1
		2103013-2
		2103013-3
CI16-HVA280-3	4-2103015-2	2103013-1
		2103013-2
		2103013-3
CI16-HVA280-3	4-2103015-3	2103013-1
		2103013-2
		2103013-3
CI16-HVA280-3	4-2103015-4	2103013-1
		2103013-2
		2103013-3
CI16-HVA280-3	4-2103015-5	2103013-1
		2103013-2
		2103013-3
CI16-HVA280-3	4-2103015-6	2103013-1
		2103013-2
		2103013-3

Harnessflex® EVO™

Talking about EV connector risks

With countries across the globe looking to tackle climate change through less carbon emissions and greater sustainability, the shift towards electric modes of transport is ever-growing.



- 01 No strain relief present.
- 02 Extra engineering required.
- 03 Compromise of connector seals.
- 04 Exposed HV cable.
- 05 Debris intrusion hotspot.
- 06 Management of bulky cables.

With the electric vehicle (EV) industry projected to see compounded annual growth (CAGR) of 21.1% over the next 10 years, we can soon expect to see more electric cars, buses, trucks, trams and trains in our cities.

With electric vehicles soon to become the norm, it is important that their reputation for reliability is maintained. Electric vehicles contain significant critical wiring that facilitates their operation. Therefore, the optimum level of cable protection is absolutely crucial in order to maintain the vehicle's productivity.

Without the right cable protection system in place, electric vehicles may become prone to critical electrical failure which will cause them to breakdown, resulting in timetable disruptions and repair costs.

One of the key areas at risk is the vital link between cable and connector. Without robust backshell protection, cables running into connectors are often left exposed, leaving them open to intrusion, excessive strain and impact damage - all of which can lead to electrical fault: and vehicle failure.

01




02



03



04



05



06



EVO™ High voltage connectors

HV Connector interfaces

Features & benefits:

- Supports connector Ingress Protection (IP) performance
- Isolates and reduces cable movement
- Provides cable-connector interface with high mechanical protection
- Provides connector to cable strain relief
- High pull-off strength - conduit corrugations sit tightly into joiner junctions
- Enhanced abrasion and vibration protection
- External fit for unrestricted bore and quick assembly
- Tamperproof, integrated clip system as standard
- Safe for use with 1000V AC and 1500V DC

Applications:

- For use with high voltage connectors
- Power Distribution Units (PDU)
- Motor Control Units (MCU)
- Invertors
- DC Drive Motors
- In-wheel Motors
- E-Axles
- High Voltage Battery Packs
- Hybrid Systems
- Static Power Systems
- Marine

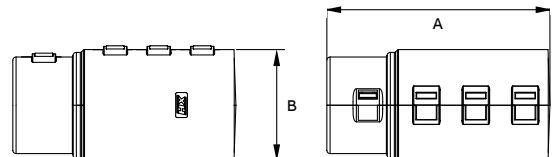
01 EVO™ High voltage connectors HV Connector interfaces.

01



EVO™ high voltage connectors for use with Amphenol Powerlok high voltage connectors

Part No.	Connector Series			Connector Series	Dimensions (mm)	
	NC	NW	US		A	B
CI25-PL300	25	22	¾	Amphenol Powerlok 300 (1 Pos)	67.7	33.8
CI28-PL300	28	23	¾	Amphenol Powerlok 300 (1 Pos)	68.5	33.8


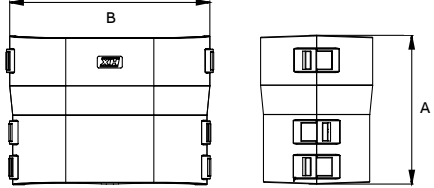


Product selection guide

EVO™ conduit systems


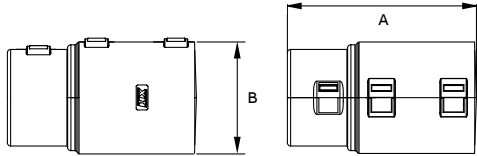
EVO™ high voltage connectors for use with Amphenol Powerlok high voltage connectors

Part No.	Connector Series			Connector Series	Dimensions (mm)	
	NC	NW	US		A	B
CI25-PL282-PL300	25	22	¾	Amphenol Powerlok 300 (2 Pos)	50.7	38.2
CI28-PL282-PL300	28	23	¾	Amphenol Powerlok 300 (2 Pos)	50.7	38.2


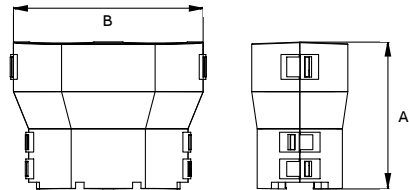
EVO™ high voltage connectors for use with Amphenol Powerlok high voltage connectors

Part No.	Connector Series			Connector Series	Dimensions (mm)	
	NC	NW	US		A	B
CI25-PL18-G2	25	22	¾	Amphenol Powerlok 300 G2 (1 Pos)	59.5	34.2
CI28-PL18-G2	28	23	¾	Amphenol Powerlok 300 G2 (1 Pos)	59.5	34.2


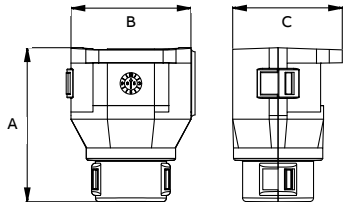
EVO™ high voltage connectors for use with Amphenol Powerlok high voltage connectors

Part No.	Connector Series			Connector Series	Dimensions (mm)	
	NC	NW	US		A	B
CI25-PL182-G2	25	22	¾	Amphenol Powerlok 300 G2 (2 Pos)	59.7	76.6
CI28-PL182-G2	28	23	¾	Amphenol Powerlok 300 G2 (2 Pos)	59.7	76.6

EVO™ high voltage connectors for use with TE HVA280-3 high voltage connectors

Part No.	Connector Series			Connector Series	Dimensions (mm)		
	NC	NW	US		A	B	C
CI16-HVA280-3	16	13	¾	TE HVA280	42.9	33.4	30.6

Harnessflex® Interconnect system

The Harnessflex Interconnect System enables easy linking between Harnessflex® fittings and connector interfaces to conduit braiding, sleeving and heat shrink.



01 Harnessflex® Interconnect system (example).

Compatible with Harnessflex Multi-Function Clips or Ty-Rap® cable ties, the **Harnessflex Interconnect System** is available for all conduit outlet sizes NC08 to NC40 (excluding NC10).

Without the right cable protection system in place, electric vehicles may become prone to critical electrical failure which will cause them to breakdown, resulting in timetable disruptions and repair costs.

One of the **key areas at risk** is the vital link between cable and connector. Without robust backshell protection, cables running into connectors are often left exposed, leaving them open to intrusion, excessive strain and impact damage - all of which can lead to electrical faults and vehicle failure.

Materials:

- MSA parts - Nylon (PA66)
- MSAR parts - Rubber (Sarlink)

Features & benefits:

- Compatible with all Harnessflex® hinged fittings
- Compatible with all Harnessflex connector interfaces
- Can be easily secured with either Ty-Fast® cable ties or Harnessflex Multi-Function clips (see compatible parts below)
- Smooth cable entry & bore
- Easy assembly
- -40C to +120C
- CE Mark to the low voltage directive
- RoHS Compliant to 2015/863/EU
- Conforms with end of life vehicle directive (ELV) EU200/53/EC

Ty-Fast®




Harnessflex® Interconnect system

	Part No. Nylon	Part No. Rubber	Compatible with	Nominal dimensions (mm)			For conduit
				A	B	C	(NC / NW / US)
	MSA08	MSAR08	CCSB08	17.0	13.5	5.7	08 / 7.5 / 3/4
	MSA10	MSAR10	CCSB10	19.5	14.3	6.3	10 / 8.5 / 5/16
	MSA12	MSAR12	CCSB12	17.8	15.7	7.6	12 / 10 / 5/16
	MSA16	MSAR16	CCSB16	17.7	18.8	10.9	16 / 13 / 3/8
	MSA20	MSAR20	CCSB20	17.5	23.9	14.5	20 / 17 / 1/2
	MSA25	MSAR25	CCSB25	18.2	28.3	19.0	25 / 22 / 3/4
	MSA28	MSAR28	CCSB28	18.1	30.9	21.6	28 / 23 / 3/4
	MSA32	MSAR32	CCSB32	19.0	36.8	27.5	32 / 29 / 1
	MSA40	MSAR40	CCSB40	21.6	44.8	33.8	40 / 36 / 1 1/4

Multi-function conduit clips

Reducing closure clips for slit conduit

3-in-1 circular clips for slit conduit that offer up to 50% greater resistance to compression and mechanical strain.



Multi-function conduit clips are designed to securely close slit conduit, preventing cable exposure. This reduces the risk of cable damage, improves crush strength of slit conduits and offers greater strain relief on all Harnessflex hinged fitting and conduit systems.

Multi-Function conduit clips are made from resilient PA66 material and provide additional compression strength to slit conduits. When applied, multi-function clips also help to maintain conduit integrity when strained, greatly reducing associated risks of gapping and severe damage to cables.



Strain relief enhancing

Size	Average plain Y/T	Average Y/T with CCSB
NC12	88	97 (+10%)
NC16	51	72 (+41%)
NC20	62	64 (+3%)
NC25	160	175 (+9%)
NC32	147	193 (+31%)
NC40	72	100 (+38%)

Results: Average performance benefit +22%.

Multi-function conduit clips also provide a reducing function for hinged fittings, allowing smaller conduits to be installed securely into larger conduit outlets. Some clips can be clipped together to offer further reducing options, allowing inventory to be maximised and providing greater product installation flexibility for global harness-makers.

Features & benefits

- **Average strain relief increase by 22%**
 - for all hinged fittings on conduit / interface junction outlet
- **Average tensile strength (pull off) increase by 21%**
 - for all hinged fittings on conduit / interface junction outlet
- **3-in-1 multi-functional capabilities:**
 - Strengthens conduit - up to 50% greater resistance to compression
 - Provides greater strain relief - increases snap out performance of all backshells and hinged fittings
 - Facilitates numerous reducing options - enables size of conduit used within a standard fitting or backshell to be stepped down when needed
- External grooves to allow attachment of single piece fixing clips for ease of installation
- Securely closes slit conduit to prevent cable exposure
- Can be easily stacked to enable further reduction in conduit size
- Suitable for all Harnessflex slit and un-slit conduits

Multi-function conduit clips

Reducing closure clips for slit conduit

Multi-function conduit clips

	Part No.	For conduit			Fits Outlet / CCSB Reducer	Nominal dimensions (mm)		
		NC	NW	US		A	B	C
	CCSB08	08	7.5	¼	NC16 / NW13 CCSB16	8.1	16.0	10.5
	CCSB10	10	8.5	⅜	-	9.5	19.4	12.1
	CCSB12	12	10	⅜	NC20 / NW17 CCSB20	9.5	20.8	13.6
	CCSB16	16	13	⅜	NC20 / NW17 CCSB20	9.3	20.9	16.8
	CCSB20	20	17	½	NC28 / NW23 CCSB28	9.0	27.8	21.7
	CCSB25	25	22	¾	NC32 / NW29 CCSB32	10.2	34.2	26.4
	CCSB28	28	23	¾	-	10.2	36.0	29.0
	CCSB32	32	29	1	-	11.5	42.2	35.1
	CCSB40	40	36	1 ¼	-	11.5	53.8	43.1
	CCSB50	50	48	1 ½	-	11.5	62.3	55.4

Colour: Black as standard.

T-Piece + CCSB



CCSB reduction options - Single clip outlet assembly



Harnessflex®

Fast-Fit™ sealed systems

Harnessflex® Fast-Fit™ represents a unique and innovative solution in flexible conduit systems - designed and recommended for use with NC Conduit. Until now, manufacturers have produced fittings and seals separately, and assembled them together, or had the customer assemble them. This increases assembly time and introduces the possibility for errors.

Harnessflex® Fast-Fit™ uses a sophisticated moulding process to mould an internal conduit seal and a face seal washer. This makes installation times very fast, and extremely reliable, because the seals cannot be left out. The conduit system also benefits from the highest IP rating possible.

Additional key features:

- Nylon 66 body
- Lighter in weight
- Quicker to install (cut & assemble fittings)
- Wide variety of sizes
- Better fatigue life
- Return to shape



Fast-Fit

Quick installation.

Integral face seal washer
Guaranteed fit, cannot be lost or fitted incorrectly. No assembly.

1 2

Internal elastomer conduit seal

Guaranteed fit, cannot be lost or fitted incorrectly. No assembly & protects cables.

Confirmation point

Thread data
Thread size clearly indicated on fitting thread.

Conduit data
Conduit size clearly indicated on fitting.

1/2"

Visual fitting guides
Highly visible elastomer markings on lugs, aids correct fitment.

4

3 4
Proven clip design
Pitch independent, ensures secure fitment to coarse & fine pitch conduits.

2



Harnessflex® Fast-Fit™ sealed fittings

Type A fittings (blue elastomer)

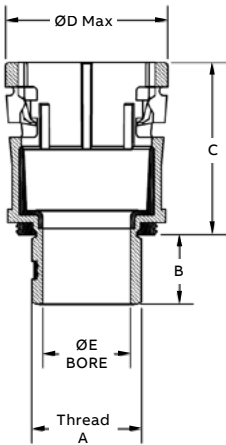
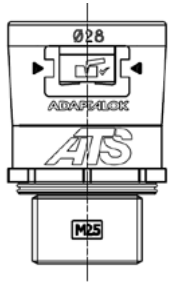


Fast-Fit™ Type A fittings (blue elastomer)

90° Elbow fitting with a fixed external male thread (Metric or NPT)

Materials: Polyamide (nylon) 66/TPE
Colour: Black (BL) / Blue (B) Elastomer

Type A fitting (blue elastomer)



Part No. (Metric)	Metric thread A	Nominal dimensions (mm)			
		B	C	D	E
HTS12/M16/A	M16 x 1.5	11.8	34.2	21.2	11.2
HTS16/M16/A	M16 x 1.5	11.8	36.0	23.2	11.2
HTS16/M20/A	M20 x 1.5	11.8	36.0	23.2	15.2
HTS20/M20/A	M20 x 1.5	11.8	39.5	30.2	15.2
HTS28/M25/A	M25 x 1.5	15.8	39.5	37.2	20.0
HTS32/M32/A	M32 x 1.5	15.8	41.0	44.2	26.7
HTS40/M40/A	M40 x 1.5	15.8	50.8	54.2	34.0
HTS50/M50/A	M50 x 1.5	15.8	56.3	65.0	44.0

For insertion into knockouts using a locknut. Locknut supplied with METRIC thread.

Approvals



IP rating

Appropriate conduit

For use with: Type NC solid

IP40	Yes
IP65	Yes
IP68	Yes 2 bar 30mins with Solid NC conduits
IP69	Yes

Temperature range

Static applications: -50°C to +120°C

Moving applications: -45°C to +120°C

Harnessflex® Fast-Fit™ sealed fittings

Type C90 fittings (blue elastomer)



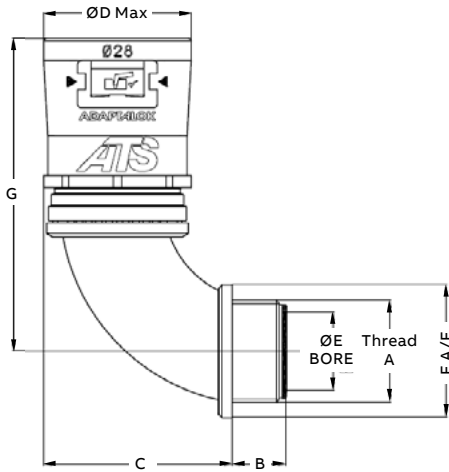
Fast-Fit™ Type A fittings (blue elastomer)
 90° Elbow fitting with a fixed external male thread
 (Metric or NPT)

Materials: Polyamide (nylon) 66/TPE
Colour: Black (BL) / Blue (B) Elastomer

Type C90 fitting (blue elastomer)

Part No. (Metric)	Metric thread A	Nominal dimensions (mm)					
		B	C	D	E	F	G
HTS12/M16/C90	M16 x 1.5	11.5	31.5	21.2	11.0	22.0	65.2
HTS16/M16/C90	M16 x 1.5	11.5	33.1	23.2	11.0	22.0	65.2
HTS16/M20/C90	M20 x 1.5	13.0	34.2	23.3	11.0	27.0	70.0
HTS20/M20/C90	M20 x 1.5	13.0	36.1	30.2	15.4	27.0	72.0
HTS28/M25/C90	M25 x 1.5	15.0	45.1	37.2	19.0	32.1	76.4
HTS32/M32/C90	M32 x 1.5	16.0	57.0	44.2	25.9	38.9	86.4
HTS40/M40/C90	M40 x 1.5	16.0	73.5	54.2	33.3	57.4	104.7
HTS50/M50/C90	M50 x 1.5	16.0	94.5	65.0	43.8	59.0	127.6

For insertion into knockouts using a locknut. Locknut supplied with METRIC thread.



Approvals	IP rating	Appropriate conduit	Temperature range
	For use with: Type NC solid		Static applications: -50°C to +120°C
	IP40	Yes	Moving applications: -45°C to +120°C
	IP65	Yes	
	IP68	Yes	
	2 bar 30mins with Solid NC conduits		
IP69	Yes		

Harnessflex® Fast-Fit™ sealed fittings
Removal tool

Fast removal of fittings



01 Harnessflex® Fast-Fit removal tool.

The Harnessflex® Fast-Fit™ Removal tool for simple, safe removal of Fast-Fit™ fittings.

Instructions:

1. Slide removal tool over conduit
2. Align tabs with retention clips on fitting
3. Slide removal tool into fitting, pushing the tabs underneath the clips
4. Remove fitting from conduit

Features & benefits:

- Safe and simple removal and of Harnessflex Fast-Fit™ fittings

Material:

- Polyamide 6
- Black



Harnessflex® Fast-Fit™ removal tool

	Part No.	Harnessflex Fast-Fit fitting size (mm)
	HTS12/RT	12
	HTS16/RT	16
	HTS20/RT	20
	HTS28/RT	28
	HTS32/RT	32
	HTS40/RT	40
	HTS50/RT	50

Sealed fittings

Straight & 90° Elbow threaded fittings (Metric versions)



Threaded fittings (Metric versions)

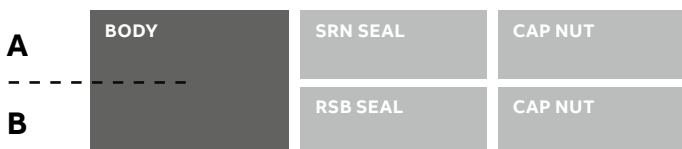
Straight and 90° Elbow compression type fittings incorporating fixed or swivel male threads to provide connection to knockouts and threaded entries. These fittings are designed for use with all types of unsplit Harnessflex conduit, maintaining maximum conduit bore.

Threaded fittings (Metric versions)

Metric thread	Conduit size			Straight	90° Elbow	Seal	Capnut	Configuration
	NC	NW	US					
M16	08	7.5	¼	AB12-M16	–	RSB12-08	CN09-08	B
				AB16-M16	AB16-M16-90	RSB16-08	CN11-08	B
	10	8.5	5/16	AB12-M16	–	SRN07	CN07	A
				AB12-M16	–	SRN09	CN09	A
	12	10	5/16	AB16-M16	AB16-M16-90	RSB16-12	CN11-12	B
AB16-M16				AB16-M16-90	SRN11	CN11	A	
M20	08	7.5	¼	AB12-M20	–	RSB12-08	CN09-08	B
				AB16-M20	AB16-M20-90	RSB16-08	CN11-08	B
				AB20-M20	AB20-M20-90	RSB20-08	CN16-08	B
	10	8.5	5/16	AB12-M20	–	SRN07	CN07	A
				AB12-M20	–	SRN09	CN09	A
	12	10	5/16	AB16-M20	AB16-M20-90	RSB16-12	CN11-12	B
				AB20-M20	AB20-M20-90	RSB20-12	CN16-12	B
				AB16-M20	AB16-M20-90	SRN11	CN11	A
16	12	¾	AB20-M20	AB20-M20-90	RSB20-16	CN16-16-HF	B	
			AB20-M20	AB20-M20-90	SRN16	CN16	A	
M25	12	10	5/16	AB25-M25	AB25-M25-90	RSB28-12	CN21-12	B
				AB25-M25	AB25-M25-90	RSB28-16	CN21-16	B
	20	17	½	AB25-M25	AB25-M25-90	RSB28-20	CN21-20	B
				AB25-M25	AB25-M25-90	SRN21	CN21	A
	28	23	¾	AB25-M25	AB25-M25-90	SRN28	CN28-HF	A
M32	20	17	½	AB32-M32	AB32-M32-90	RSB32-20	CN32-20	B
				AB32-M32	AB32-M32-90	RSB32-25	CN32-25	B
	25	22	¾	AB32-M32	AB32-M32-90	RSB32-28	CN32-28	B
				AB32-M32	AB32-M32-90	SRN29	CN32	A
M40	40	36	1 ¼	AB40-M40	AB40-M40-90	SRN36	CN36-HF	A
M50	50	48	1 ½	AB50-M50	AB50-M50-90	SRN48	CN47	A

NOTE: Order fitting bodies, cap nuts, sealing bushes separately.

Configuration diagram



Sealed fittings

Straight & 90° Elbow threaded fittings (Metric versions)

Straight (Metric versions)

		Nominal dimensions (mm)					
Straight body		A	B	C	Min bore D	A/F size	
Part No.	E					F	
Straight fitting	AB12-M16	34.0	12.0	23.0	11.0	22.0	17.0
	AB12-M20	37.0	14.0	23.0	15.0	27.0	17.0
	AB12-M16	34.0	12.0	26.0	11.0	22.0	17.0
	AB12-M20	37.0	14.0	26.0	15.0	27.0	17.0
	AB16-M16	35.0	12.0	26.0	11.0	27.0	17.0
	AB16-M20	37.0	14.0	26.0	15.0	27.0	17.0
Straight swivel fitting	AB20-M20	39.0	14.0	31.0	15.0	30.0	20.0
	AB25-M25	43.0	15.0	39.0	19.0	38.0	21.0
	AB25-M25	43.0	15.0	39.0	19.0	38.0	21.0
	AB32-M32	49.0	16.0	46.0	26.0	46.0	27.0
	AB40-M40	59.0	16.0	58.0	31.0	59.0	35.0
	AB50-M50	59.0	16.0	72.0	41.0	73.0	35.0

NOTE: Dimensions refer to an overall assembly.

90° Elbow (Metric versions)

		Nominal dimensions (mm)						
90° Elbow body		A	B	C	Min bore D	A/F size		G
Part No.	E					F		
90° elbow fitting	AB16-M16-90	46.0	12.0	26.0	15.0	22.0	48.0	17.0
	AB16-M20-90	46.0	13.0	26.0	15.0	27.0	49.0	17.0
	AB20-M20-90	47.0	13.0	31.0	15.0	27.0	51.0	20.0
	AB25-M25-90	56.0	15.0	39.0	20.0	33.0	62.0	21.0
	AB25-M25-90	56.0	15.0	39.0	20.0	33.0	62.0	21.0
	AB32-M32-90	66.0	16.0	46.0	26.0	40.0	76.0	27.0
	AB40-M40-90	77.0	16.0	59.0	34.0	48.0	93.0	35.0
	AB50-M50-90	94.0	16.0	72.0	40.0	59.0	114.0	35.0

NOTE: Dimensions refer to an overall assembly.

Sealed fittings

Straight & 90° Elbow threaded fittings (PG versions)



Threaded fittings (PG versions)

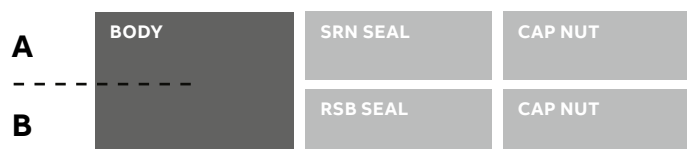
Straight and 90° Elbow compression type fittings incorporating fixed or swivel male threads to provide connection to knockouts and threaded entries. These fittings are designed for use with all types of unslit Harnessflex conduit, maintaining maximum conduit bore.

Threaded fittings (PG versions)

PG thread	Conduit size			Straight	90° Elbow	Seal	Capnut	Configuration
	NC	NW	US					
PG09	08	7.5	¼	AB12-PG09	AB12-PG09-90	RSB12-08	CN09-08	B
				AB16-PG09	–	RSB16-08	CN11-08	B
	10	8.5	5/16	AB12-PG09	AB12-PG09-90	SRN07	CN07	A
				AB16-PG09	–	RSB16-12	CN11-12	B
	12	10	5/16	AB12-PG09	AB12-PG09-90	SRN09	CN09	A
16	12	¾	AB16-PG09	–	SRN11	CN11	A	
PG11	08	7.5	¼	AB12-PG11	–	RSB12-08	CN09-08	B
				AB16-PG11	AB16-PG11-90	RSB16-08	CN11-08	B
	10	8.5	5/16	AB12-PG11	–	SRN07	CN07	A
				AB16-PG11	AB16-PG11-90	RSB16-12	CN11-12	B
	12	10	5/16	AB12-PG11	–	SRN09	CN09	A
16	12	¾	AB16-PG11	AB16-PG11-90	SRN11	CN11	A	
PG13	08	7.5	¼	AB12-PG13	–	RSB12-08	CN09-08	B
				AB16-PG13	–	RSB16-08	CN11-08	B
	10	8.5	5/16	AB12-PG13	–	SRN07	CN07	A
				AB16-PG13	–	RSB16-12	CN11-12	B
	12	10	5/16	AB12-PG13	–	SRN09	CN09	A
16	12	¾	AB16-PG13	–	SRN11	CN11	A	
PG16	08	7.5	¼	AB20-PG16	AB20-PG16-90	RSB20-08	CN16-08	B
				AB20-PG16	AB20-PG16-90	RSB20-12	CN16-12	B
	12	10	5/16	AB20-PG16	AB20-PG16-90	RSB20-16	CN16-16-HF	B
				AB20-PG16	AB20-PG16-90	SRN16	CN16	A
PG21	12	10	5/16	AB25-PG21	AB25-PG21-90	RSB28-12	CN21-12	B
				AB25-PG21	AB25-PG21-90	RSB28-16	CN21-16	B
	16	12	¾	AB25-PG21	AB25-PG21-90	RSB28-20	CN21-20	B
				AB25-PG21	AB25-PG21-90	SRN21	CN21	A
	20	17	½	AB25-PG21	AB25-PG21-90	SRN28	CN28-HF	A
PG29	20	17	½	AB32-PG29	AB32-PG29-90	RSB32-20	CN32-20	B
				AB32-PG29	AB32-PG29-90	RSB32-25	CN32-25	B
	25	22	¾	AB32-PG29	AB32-PG29-90	RSB32-28	CN32-28	B
				AB32-PG29	AB32-PG29-90	SRN29	CN32	A
28	23	¾	AB32-PG29	AB32-PG29-90	SRN29	CN32	A	
			AB32-PG29	AB32-PG29-90	SRN29	CN32	A	
PG36	40	36	1 ¼	AB40-PG36	–	SRN36	CN36-HF	A
PG48	50	48	1 ½	AB50-PG48	–	SRN48	CN47	A

NOTE: Order fitting bodies, cap nuts, sealing bushes separately.

Configuration diagram



Sealed fittings

Straight & 90° Elbow threaded fittings (PG versions)

Straight (PG versions)

		Nominal dimensions(mm)					
Straight body		A	B	C	Min bore D	A/F size	
Part No.	E					F	
Straight fitting	AB12-PG09	32.0	10.0	23.0	10.0	22.0	17.0
	AB12-PG11	32.0	10.0	23.0	14.0	22.0	17.0
	AB12-PG13	32.0	10.0	23.0	16.0	22.0	17.0
	AB12-PG09	32.0	10.0	23.0	10.0	22.0	17.0
	AB12-PG11	32.0	10.0	23.0	14.0	22.0	17.0
	AB12-PG13	32.0	10.0	26.0	16.0	27.0	17.0
	AB16-PG09	32.0	10.0	26.0	10.0	27.0	17.0
Straight swivel fitting	AB16-PG11	32.0	10.0	26.0	14.0	27.0	17.0
	AB16-PG13	32.0	10.0	26.0	16.0	27.0	17.0
	AB20-PG16	35.0	11.0	31.0	18.0	30.0	20.0
	AB25-PG21	40.0	12.0	39.0	23.0	38.0	21.0
	AB25-PG21	40.0	12.0	39.0	23.0	38.0	21.0
	AB32-PG29	45.0	12.0	46.0	31.0	46.0	27.0
	AB40-PG36	55.0	12.0	58.0	38.0	59.0	35.0
	AB50-PG48	55.0	12.0	72.0	50.0	73.0	35.0

NOTE: Dimensions refer to an overall assembly.

90° Elbow (PG versions)

		Nominal dimensions (mm)						
90° Elbow body		A	B	C	Min bore D	A/F size		
Part No.	E					F	G	
90° elbow fitting	AB12-PG09-90	46.0	10.0	23.0	11.0	22.0	44.0	17.0
	AB12-PG09-90	46.0	10.0	23.0	11.0	22.0	44.0	17.0
	AB16-PG11-90	46.0	10.0	26.0	14.0	25.0	46.0	17.0
	AB20-PG16-90	46.0	12.0	31.0	15.0	28.0	50.0	20.0
	AB25-PG21-90	56.0	12.0	39.0	22.0	36.0	59.0	21.0
	AB25-PG21-90	56.0	12.0	39.0	22.0	36.0	59.0	21.0
	AB32-PG29-90	66.0	12.0	46.0	29.0	44.0	72.0	27.0

NOTE: Dimensions refer to an overall assembly.

Sealed fittings

Circular UNEF connector



Circular UNEF connector

Straight compression type fittings providing connection between UNEF style circular connections and conduit systems. These fittings are designed for use with all types of unslit Harnessflex conduit, maintaining maximum conduit bore.

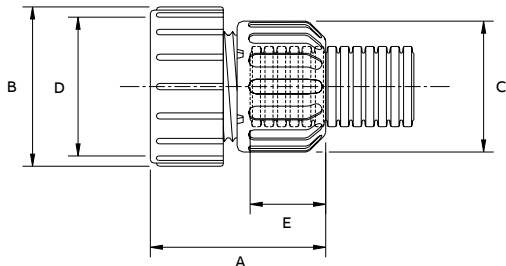
Threaded fittings (UNEF versions)

UNEF thread	Conduit size			Body	Seal	Capnut	Face seal	Configuration
	NC	NW	US					
5/8"-24 UNEF	08	7.5	¼	MPA01	RSB12-08	CN09-08	SWPG07	B
	10	8.5	5/16	MPA01	SRN07	CN07	SWPG07	A
	12	10	5/16	MPA01	SRN09	CN09	SWPG07	A
3/4"-20 UNEF	08	7.5	¼	MPA08	RSB12-08	CN09-08	SWPG09	B
	10	8.5	5/16	MPA08	SRN07	CN07	SWPG09	A
	12	10	5/16	MPA08	SRN09	CN09	SWPG09	A
13/16"-18 UNEF	08	7.5	¼	MPA03	RSB20-08	CN16-08	SWPG16	B
	12	10	5/16	MPA03	RSB20-12	CN16-12	SWPG16	B
	16	12	3/8	MPA03	RSB20-16	CN16-16-HF	SWPG16	B
	20	17	½	MPA03	SRN16	CN16	SWPG16	A
1"-20 UNEF	08	7.5	¼	MPA04	RSB20-08	CN16-08	SWM20	B
	12	10	5/16	MPA04	RSB20-12	CN16-12	SWM20	B
	16	12	3/8	MPA04	RSB20-16	CN16-16-HF	SWM20	B
	20	17	½	MPA04	SRN16	CN16	SWM20	A

NOTE: Order connector interface bodies, cap nuts, sealing bushes and sealing washers separately.

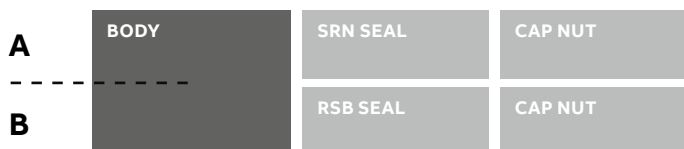
Circular UNEF connector interfaces

Interface body Part No.	Nominal dimensions (mm)				
	A	B	C	UNEF Thread D	E
MPA01	30.0	24.0	23.0	5/8"-24 UNEF	17.0
MPA03	33.0	36.0	31.0	1"-20 UNEF	20.0
MPA04	32.0	37.0	31.0	13/16"-18 UNEF	20.0
MPA08	30.0	32.0	23.0	3/4"-20 UNEF	17.0



NOTE: Dimensions refer to overall assembly.

Configuration diagram



Sealed fittings

90° Flange



90° Flange

90° Flange

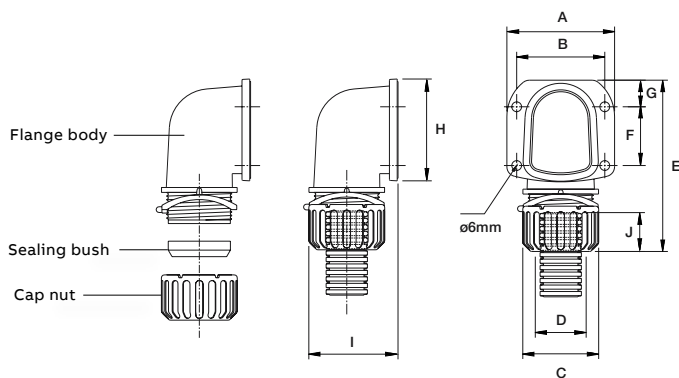
90° elbow compression type fitting providing a 4 hole panel mounting facility. These fittings are designed for use with all types of unslit Harnessflex conduit, maintaining maximum conduit bore.

90° Flange Part No.	Conduit Size			Seal	Capnut	Configuration
	NC	NW	US			
AB32-F90	20	20	½	RSB32-20	CN32-20	B
	25	25	¾	RSB32-25	CN32-25	B
	28	28	¾	RSB32-28	CN32-28	B
	32	32	1	SRN29	CN32	A
AB40-F90	40	40	1 ¼	SRN36	CN36-HF	A
AB50-F90	50	50	1 ½	SRN48	CN47	A

NOTE: Order flange bodies, cap nuts and sealing bushes separately.

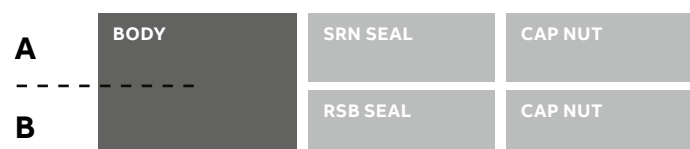
Flange body

Flange body Part No.	Nominal dimensions (mm)									
	A	B	C	D	E	F	G	H	I	J
AB32-F90	66.0	54.0	46.0	36.0	95.0	36.0	17.0	63.0	53.0	27.0
AB40-F90	86.0	73.0	63.0	46.0	115.0	30.0	27.0	77.0	64.0	35.0
AB50-F90	86.0	73.0	73.0	59.0	125.0	30.0	30.0	86.0	77.0	35.0



NOTE: Dimensions refer to overall assembly.

Configuration diagram



Sealed fittings

T-Piece, X-piece & Multiway outlet manifolds



T-piece

Symmetrical, 3 junction compression type fittings providing a variety of conduit size configurations.

X-piece

Symmetrical 4 junction compression type fitting providing a variety of conduit size configurations.

Multi-way fitting

Asymmetrical 4 junction compression fitting.

These fittings are designed for use with all types of unslit Harnessflex conduit, maintaining maximum conduit bore.

Manifolds

Conduit size			T-Body	X-Body	TPM-Body	Seal	Capnut	Configuration
NC	NW	US						
08	7.5	1/4	TP12	-	TPM2512	RSB12-08	CN09-08	B
10	8.5	5/16		-		SRN07	CN07	A
12	10	5/16		-		SRN09	CN09	A
08	7.5	1/4	TP16	-	-	RSB16-08	CN11-08	B
12	12	5/16		-	-	RSB16-12	CN11-12	B
16	16	5/16		-	-	SRN11	CN11	A
08	08	1/4	TP20	XP20	-	RSB20-08	CN16-08	B
12	12	5/16			-	RSB20-12	CN16-12	B
16	16	5/16			-	RSB20-16	CN16-16-HF	B
20	20	1/2			-	SRN16	CN16	A
12	12	5/16	TP28	-	TPM2512	RSB25-12	CN21-12	B
16	16	5/16		-		RSB25-16	CN21-16	B
20	20	1/2		-		RSB25-20	CN21-20	B
25	25	3/4		-		SRN21	CN21	A
28	28	3/4		-		SRN28	CN28-HF	A
20	20	1/2	TP32	-	-	RSB32-20	CN32-20	B
25	25	3/4		-	-	RSB32-25	CN32-25	B
28	28	3/4		-	-	RSB32-28	CN32-28	B
32	32	1		-	-	SRN29	CN32	A

NOTE: Order manifold bodies, cap nuts and sealing bushes separately.

Configuration diagram



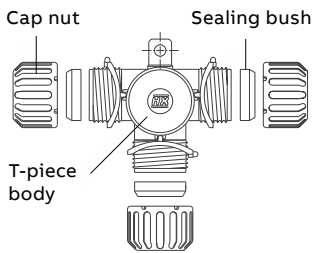
Sealed fittings

T-Piece, X-piece & Multiway outlet manifolds

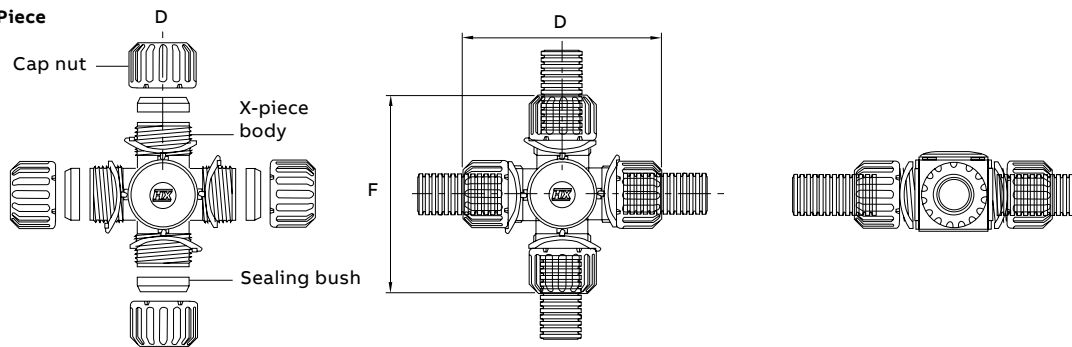
T-piece, X-piece & Mutiway manifolds

Manifold	With bracket Part No.	With no bracket	Nominal dimensions (mm)					
			A	B	C	D	E	F
T-Piece	-	TP12	-	68.0	50.0	39.0	27.0	17.0
	-	TP12	-	68.0	50.0	39.0	27.0	17.0
	-	TP16	-	69.0	51.0	38.0	31.0	17.0
	TPB20	TP20	-	80.0	58.0	43.0	35.0	20.0
	TPB28	TP28	-	95.0	71.0	52.0	43.0	21.0
	TPB28	TP28	-	95.0	71.0	52.0	43.0	21.0
	TPB32	-	-	109.0	84.0	61.0	51.0	27.0
X-Piece	XP20	-	-	80.0	-	80.0	35.0	20.0
Multiway	TPM2512	-	105	74.0	55.0	40.0	21.0	17.0

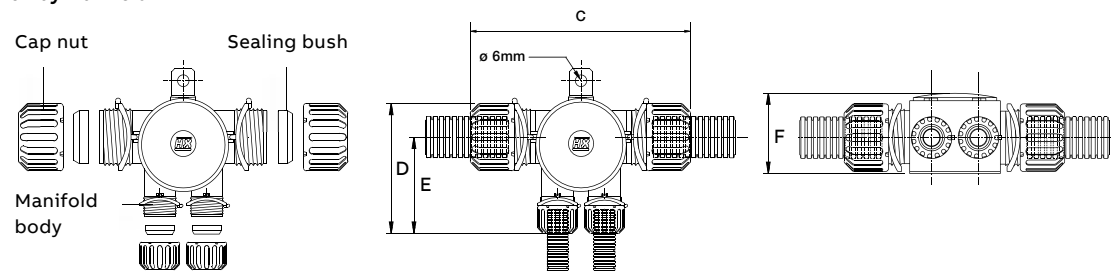
T-Piece



X-Piece




Multiway manifold



NOTE: Dimensions refer to overall assembly.

Sealed fittings

Solenoid connector



Solenoid connector

Screw-thread straight and elbow connectable interfaces for circular solenoids, sensors and switches. These fittings are designed for use with all types of unslit Harnessflex conduit, maintaining maximum conduit bore.

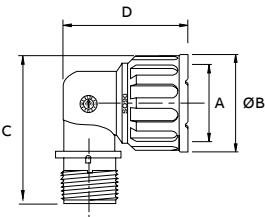
Solenoid connector

Solenoid connector Part No.	Conduit Size			Body	Seal	Capnut	Configuration
	NC	NW	US				
SC-M24-S	08	7.5	¼	SC-M24-90	RSB12-08	CN09-08	B
	10	8.5	⅝ ₁₆	SC-M24-90	SRN07	CN07	A
	12	10	⅝ ₁₆	SC-M24-90	SRN09	CN09	A
SC-M27-S	08	7.5	¼	SC-M27-90	RSB12-08	CN09-08	B
	10	8.5	⅝ ₁₆	SC-M27-90	SRN07	CN07	A
	12	10	⅝ ₁₆	SC-M27-90	SRN09	CN09	A

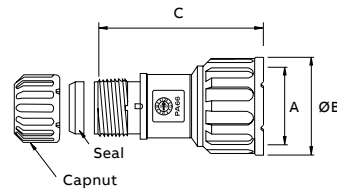
NOTE: Order solenoid bodies, cap nuts and sealing bushes separately.

Solenoid connector interfaces

Elbow fitting Part No.	Thread	Nominal dimensions (mm)				Nut colour
		A	B	C	D	
SC-M24-90	M24 x 1.0mm	31.3	8.5	40.5	Black	
SC-M27-90	M27 x 1.0mm	34.0	40.4	0.5	Grey	



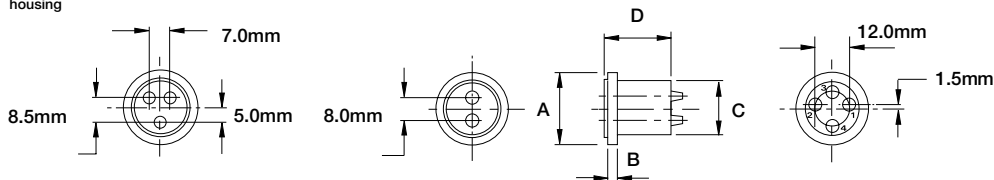
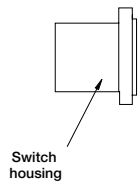
Straight fitting Part No.	Thread	Nominal dimensions (mm)				Nut colour
		A	B	C	D	
SC-M24-S	M24 x 1.0mm	31.0	53.0	-	Black	
SC-M27-S	M27 x 1.0mm	34.0	54.0	-	Grey	



NOTE: Dimensions refer to overall assembly.

RSG Housing - Sealed fittings


Part No.	Suitable for connector type	Number of pins	Nominal dimensions (mm)			
			A	B	C	D
RSG02	M27	2	25.0	3.5	18.7	23
RSG03	M27	3	25.3	3.5	18.0	21
RSG04	M27	4	25.3	3.5	18.7	23
RSG05	M24	2	22.5	3.5	18.0	23
RSG06	M24	3	22.3	3.5	18.0	21



Harnessflex® sealed fittings are designed to protect against high pressure washing, excessive cable strain and mechanical abrasion.

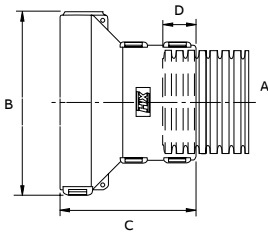


Accessories



In-line hinged circular fitting

Part No.	Conduit size (A)			Nominal dimensions		
	NC	NW	US	B	C	D
CI20-A31	20	17	¾	62	45	12
CI25-A31	25	22	1	62	45	13
CI32-A31	32	29	1	62	45	13

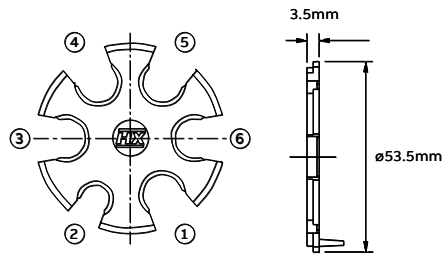


In-line circular fitting

One-piece straight fittings providing in-line 'customised' combinations of multiple conduit breakouts. ST break out disk configuration can be made to order, for more details see website for specification and ordering sheet. NC08 outlets can be blanked off using BPST08.

Circular breakout fitting

Part No.	Beakout type					
	1	2	3	4	5	6
ST31-100	NC08	NC08	NC08	BLANK	NC08	NC08
ST31-101	NC12	NC12	NC08	BLANK	BLANK	NC12
ST31-102	NC08	NC08	NC08	NC08	NC08	NC08
ST31-103	NC12	NC12	NC12	NC12	NC12	NC12



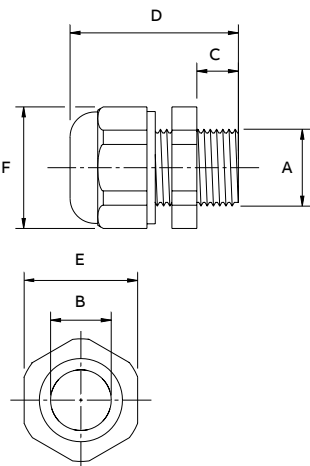
Cable glands - Sealed fittings

Cable glands - Sealed fittings

Straight compression type cable glands incorporating fixed male threads to provide secure cable connections through knockouts and threaded entries.

Metric Part No.	Metric thread A	Cable OD range B (mm)	Nominal dimensions (mm)			
			C	D	E	F
CGS-M16	M16 x 1.5mm	4.0 - 10.0	9	34.5	21	23.5
CGS-M20	M20 x 1.5mm	6.0 - 12.0	10	37.0	24	27.0
CGS-M25	M25 x 1.5mm	13.0 - 18.0	11	40.0	30	33.0
CGS-M32	M32 x 1.5mm	17.0 - 25.0	12	49.0	41	45.5
CGS-M40	M40 x 1.5mm	24.0 - 32.0	13	55.0	50	55.5

PG Part No.	PG thread A	Cable OD range B (mm)	Nominal dimensions (mm)			
			C	D	E	F
CGS-PG07	PG7	2.0 - 6.5	8	31.0	17	19.0
CGS-PG09	PG9	4.0 - 10.0	8	33.5	21	23.5
CGS-PG11	PG11	6.0 - 12.0	8	35.0	24	27.0
CGS-PG13	PG13.5	6.0 - 12.0	9	36.0	24	27.0
CGS-PG16	PG16	10.0 - 14.0	10	38.5	27	30.0
CGS-PG21	PG21	13.0 - 18.0	11	40.0	30	33.0
CGS-PG29	PG29	17.0 - 25.0	11	48.0	41	45.5



ST / STH Fitting accessories

Multi-way reducers



Multi-way reducers

One-piece, multi-way breakout inserts providing reducing options to a variety of conduit sizes from a single fitting junction. These reducers can accommodate all types of Harnessflex slit and unslit conduit and may be used with all Harnessflex fittings.

1. Split external design

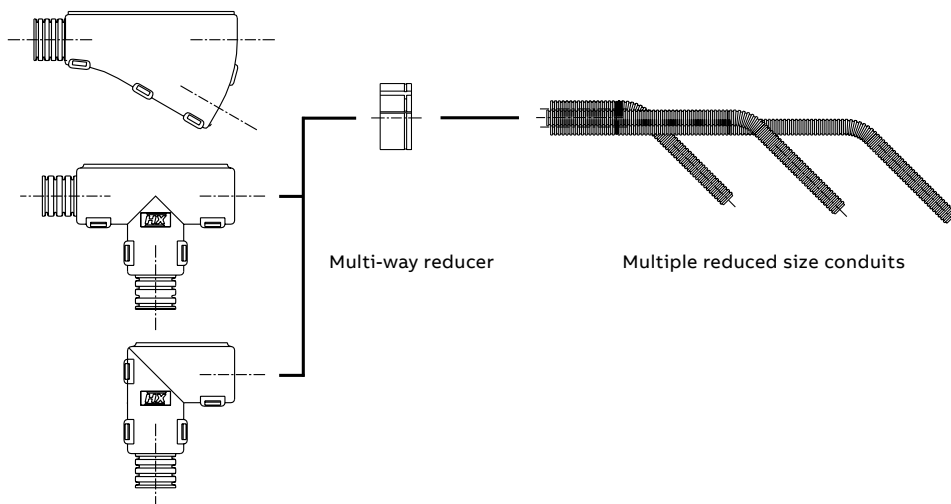
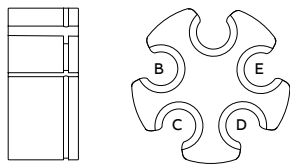
Unrestricted bore and quick assembly - no tools required.

2. Multiple configuration options

Provides the right conduit and outlet position option.

Multi-way reducers

Part No.	From conduit size			To conduit size (NC)					To conduit size (NW)				
	NC	NW	US	A	B	C	D	E	A	B	C	D	E
ST20-2x08	20	17	½	08	08	-	-	-	7.5	7.5	-	-	-
ST20-12	20	17	½	12	-	-	-	-	10	-	-	-	-
STN25-3x08	25	22	¾	08	08	08	-	-	7.5	7.5	7.5	-	-
ST25-12	25	22	¾	12	08	-	-	-	10	-	-	-	-
ST25-1208	25	22	¾	12	08	-	-	-	10	7.5	-	-	-
ST28-4x08	28	23	¾	08	08	08	08	-	7.5	7.5	7.5	7.5	-
ST30-4x08	30	26	1	08	08	08	-	-	7.5	7.5	7.5	7.5	-
ST32-12-4x08	32	29	1	12	08	08	08	08	7.5	7.5	7.5	7.5	7.5



Fitting accessories

06 Reducer





06 Reducer

The 06 Reducer has been designed to seat in the conduit outlet of any 08 (NW 7.5) Harnessflex fitting. This enables the use of 06 (NW 4.5) conduit with fittings and makes possible, a full 06 size conduit cable protection system to include conduit, fittings and connector interfaces.

06 Reducer - Part number listings

Part No.	Part No.	90° elbow Part No.	T & Y-Piece Part No.
CI06-AM2	RPS08-06	CI06-90-AM2	TPS060606
CI06-AS1		CI06-90-AS1	YPS060606
CI06-AS2		CI06-90-AS2	
CI06-AT2PL		CI06-90-AT2PL	
CI06-BC2		CI06-90-BC2	
CI06-DE001		CI06-90-DE001	
CI06-DT2		CI06-90-DT2	
CI06-DTX2		CI06-90-DTX2	
CI06-ES2P		CI06-90-ES2P	
CI06-ES2R		CI06-90-ES2R	
CI06-FCI02		CI06-90-FCI02	
CI06-MF2		CI06-90-MF2	
CI06-MMP2		CI06-90-MMP2	
CI06-MP2		CI06-90-MP2	
CI06-PTD2		CI06-90-PTD2	
CI06-SLK28-2		CI06-90-SLK28-2	
CI06-WP2		CI06-90-WP2	
CI06-WS2		CI06-90-WS2	



Sealed fitting accessories

Locknuts & Face sealing washers



1. Protects cables from damage during installation

With twin location points to assist fixing to conduit or connector.

2. Internal location lip

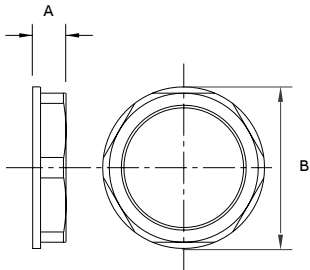
Provides internal protection during cable installation.

3. Multiple cable carrying capacity

Provides cable breakout facility in situations where sealing is not required.

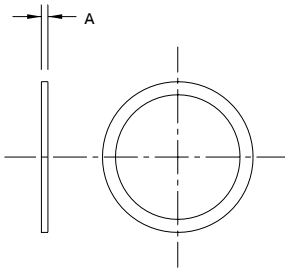
Locknut

Part No.	Thread size	A (mm)	B (A/F) (mm)	Part No.	Colour	Thread size	A (mm)	B (A/F) (mm)
				LNP-PG07	●	PG07	5	19
LNP-M16	M16 x 1.5mm	7	19	LNP-PG09	●	PG09	5	22
LNP-M20	M20 x 1.5mm	8	23	LNP-PG11	●	PG11	5	24
LNP-M25	M25 x 1.5mm	9	28	LNP-PG13	●	PG13.5	6	27
LNP-M32	M32 x 1.5mm	9	36	LNP-PG16	●	PG16	6	30
LNP-M40	M40 x 1.5mm	10	46	LNP-PG21	●	PG21	7	36
LNP-M50	M50 x 1.5mm	10	60	LNP-PG29	●	PG29	7	46
				LNP-PG36	●	PG36	9	56
				LNP-PG48	●	PG48	9	59



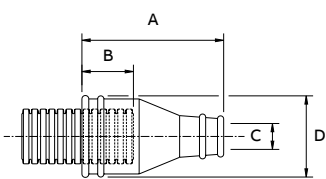
Face sealing washer

Part No.	Thread	A (mm)	Part No.	Thread size	A (mm)
SWM16	M16	1.5	SWPG07	PG07	1.2
SWM20	M20	1.5	SWPG09	PG09	1.2
SWM25	M25	1.5	SWPG11	PG11	1.2
SWM32	M32	1.5	SWPG13	PG13.5	1.2
SWM40	M40	1.5	SWPG16	PG16	1.2
SWM50	M50	1.5	SWPG21	PG21	1.2
			SWPG29	PG29	1.2
			SWPG36	PG36	1.2
			SWPG48	PG48	1.2



End sleeve

Part No.	From conduit size		Outlet dia. range (C) (mm)	Nominal dimensions (mm)		
	NC	NW		A	B	D
ESN12	12	10	4 - 8	28	17	19
ESN16	16	13	5 - 9	35	17	23
ESN20	20	17	7 - 14	42	20	28
ESN25	25	22	9 - 17	50	21	31
ESN28	28	23	14 - 22	50	21	34
ESN32	32	29	16 - 32	53	27	40
ESN40	40	36	16 - 30	56	35	50



Sealed fitting accessories

Locknuts & Face sealing washers



End cap

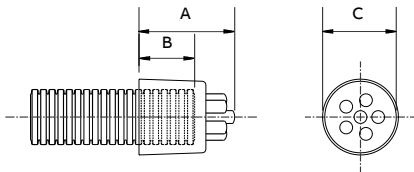
1. Swivel capability

Converts sealed fittings into freely rotating IP40 fittings for dynamic applications.

2. High pull-off strength

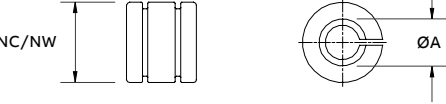
Split C ring design sits tightly into conduit corrugations.

Part No.	From conduit size			Outlet dia. range (mm)	Nominal dimensions (mm)		
	NC	NW	US		A	B	C
EK03-08	08	7.5	¼	3	19	13	14
EK03	08	7.5	¼	3	19	13	14
EK05	12	10	⅝	5	22	14	17



Smooth entry grommet

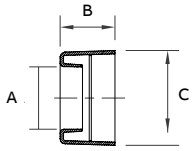
Part No.	From conduit size			A (mm)
	NC	NW	US	
SEG12	12	10	⅝	8
SEG20	20	17	½	16
GROM08	08	7.5	¼	8
GROM12	12	10	⅝	12



NOTE: Smoothbore. One piece slit insert providing abrasion protection for cables passing through a hinged junction where conduit is not used.

Smooth end cap

Part No.	From conduit size			Nominal dimensions (mm)		
	NC	NW	US	A	B	C
CES12	12	10	⅝	8.0	15	16
CES16	16	13	¾	9.5	15	18
CES20	20	17	½	13.5	18	25
CES28	28	23	¾	20.5	20	32
CES32	32	29	1	25.7	20	38



NOTE: Push in one piece fitting leaving a smooth exit from conduit when fittings not used.

General accessories

Conduit clip & Metallic P-clip

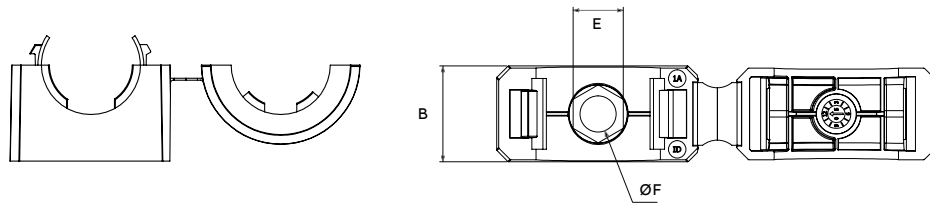
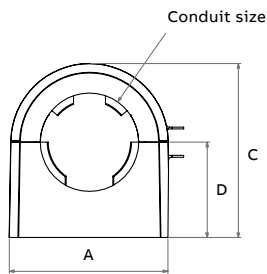


Conduit clip

Conduit clip

One piece non-metallic conduit clips providing secure mounting points for Harnessflex conduit systems. These fittings are designed to snap together over all types of Harnessflex slit and unslit conduit.

Part No.	Conduit size A (mm)			Nominal dimensions (mm)						
	NC	NW	US	A	B	C	D	E	F	
HCB08	08	7.5	1/4	19.8	11.9	21.2	11.4	5.7	5.1	
HCB12	12	10	5/16	21.6	11.9	22.9	12.2	7.4	5.1	
HCB16	16	12	3/8	28.6	16.4	28.1	13.6	7.4	5.1	
HCB20	20	17	1/2	34.9	16.7	37.9	20.6	8.7	6.2	
HCB28	28	23	3/4	39.5	15.5	44.1	24.3	8.7	6.2	
HCB32	32	29	1	49.6	16.5	52.3	27.5	8.7	6.2	
HCB40	40	36	1 1/4	59.5	16.5	61.6	31.5	8.7	6.2	
HCB50	50	48	1 1/2	71.9	17.2	73.4	37.5	8.7	6.2	

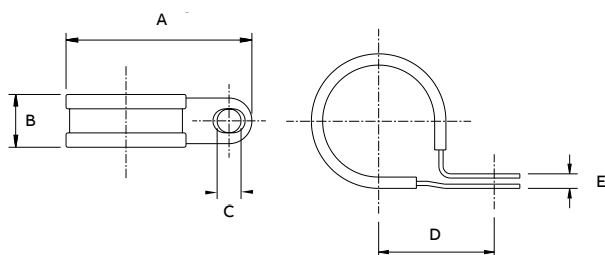


Metallic P-clip

Metallic P-clip

One-piece, metallic P-clips providing secure mounting points for conduit systems within a harness installation. These clips are designed to accommodate all Harnessflex slit and unslit conduits.

Part No.	Conduit size (mm)			Fixing hole size (mm)				
	NC	NW	US	A	B	C	D	E
PCS10	10	8.5	5/16	31	13	5	16	1.5
PCS12	12	10	5/16	33	13	5	17	1.5
PCS16	16	13	3/8	36	13	5	19	1.5
PCS20	20	17	1/2	41	13	5	21	1.5
PCS25	25	22	3/4	45	13	5	23	1.5
PCS32	32	29	1	53	13	5	27	1.5



Materials: Galvanised steel with rubberised insert.

General accessories

Cutting tools

HFX Removal Tool

Suitable for all HFX Hinged fitting systems. Safe to use with touch friendly material and anti-slip design. Ergonomic and sustainable.



HFX removal tool

Part no.	Description
HFX-RT	HFX Removal tool

Kwikcut

Kwikcut is the ideal cutting tool for non-metallic conduits (NC, CTPA, HTC, CPC, NCV, HNC & GPA) up to 32mm.



Kwikcut cutting tool

Part no.	Description
HFX-CUT	Kwikcut cutting tool

Harnessflex® conduit systems and accessories perform in the toughest conditions.



Technical section

Storage recommendation for polyamide products

Polyamide is widely and successfully used for products in the electrical and electronics industries. Thanks to its excellent mechanical and physical properties over a wide range of application temperatures and its very good weather resistance, polyamide can be used to make products for interior and external use that meet the most stringent of demands.

As a hygroscopic material, polyamide has the ability to absorb moisture in molecular form into the plastic matrix. As the moisture content goes up, product properties may change slightly. Absorbed water acts as a plasticiser reducing strengths and moduli and increasing the toughness of the polyamide.

Although at room temperature the stiffness and strength of PA6 is more reduced by the moisture uptake than those of PA66, this difference can be considered to be non-significant. PA6 absorbs more water than PA66, especially under high humidity conditions. But the resulting dimensional change is still of a similar order.

Figure 1 shows how the moisture content of polyamides comes into balance with the ambient air in a normal climate of 50% relative humidity and 23°C:

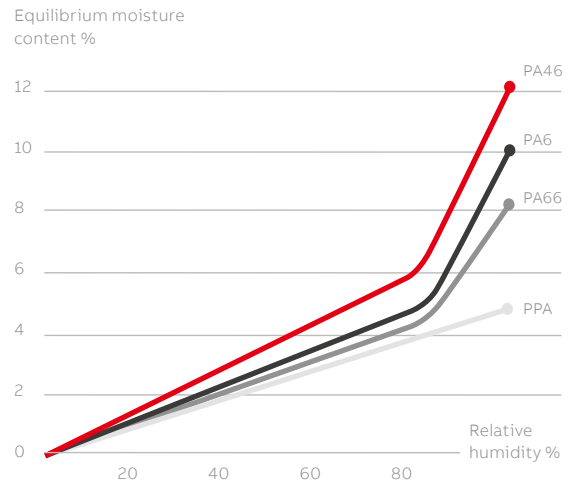
Material	In air (23°C / 50% rh)
Polyamide 6	3.0-3.5% by weight
Polyamide 66	2.5-3.0% by weight

To maintain balanced moisture content, Harnessflex recommends storing products under the following conditions:

Storage temp	Processing temp.	Rel. humidity
18°C to 30°C	>18°C	>30%

At lower processing temperatures and in particular when subjected to unnatural drying, corrugated pipes display increased flexural rigidity.

Figure 1: Moisture content of polyamides



In the very dry winter months the moisture balance may go down slightly as the material releases moisture to the environment (owing to lower relative humidity). Compared to natural outdoor conditions* at around 0°C (40... 80% rh), the humidity in heated rooms may drop by half to below 20% rh if no humidification is present. (Even extremely dry regions such as the Sahara Desert record average humidity of 20% to 60% rh) (*Central European climate).

If products from an outside environment are brought into a heated processing area, the change in climate may suddenly cause temporary de-moisturisation around the edges. After one or two days in the processing area a natural balance will be restored.

Observing this storage recommendation ensures optimum processability and material properties.








Ingress protection

IEC 60529 IP Rating & NEMA 250 / UL50E Enclosures

IP suitability ratings are a system for classifying the degree of protection provided by enclosures of electrical equipment.

Protection against Solid Bodies

Degree of protection for persons against access to hazardous parts inside the enclosure and/or against the ingress of solid foreign objects.

	0	No protection
	1	Objects greater than 50 mm, accidental touch by hands
	2	Objects greater than 12 mm, accidental touch by fingers
	3	Objects greater than 2.5 mm, e.g. tools/wires
	4	Objects greater than 1 mm, e.g. tools/wires/small wires
	5	Protected against dust - limited ingress (no harmful deposits)
	6	Totally protected against dust (Dust-tight)

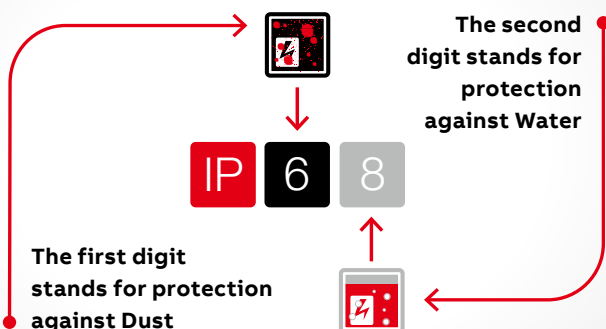
Protection against Water

Degree of protection of equipment inside enclosures against damage from the ingress of water.

	0	No protection
	1	Protected against vertically falling drops of water
	2	Protected against direct sprays of water 15° from vertical
	3	Protected against sprays of water to 60° from vertical
	4	Protected against water sprayed from all directions - limited ingress permitted
	5	Protected against low pressure jets of water from all directions - limited ingress permitted
	6	Protected against strong pressure jets of water, heavy seas - limited ingress permitted
	7	Protection against the effects of immersion between 15cm - 1 m
	8	Protection against long periods of immersion under a quoted pressure, e.g. 2 bar at 24 hours
	9	IP69 Automotive standard DIN40050 and signifies resistance to high pressure jets of water (up to 80bar) from any angle

IP Ratings

The higher the number, the greater the degree of protection; they apply ONLY to properly installed equipment.



Technical section

Nylon (PA) 6

Nylon (PA) 6 - Material data sheet

Properties	Test method	Value	Unit
General			
Density	ISO 1183	1.13	g/cm ³
Melting point	ISO 11357-1/-3	220	°C
Mechanical			
Tensile strength	ISO 527	55 (con)	MPa
Elongation at break	ISO 527	>50 (con)	%
Youngs modulus	ISO 527	3100 (Dry)	MPa
Charpy impact strength	ISO 179	DNB (Dry)	kJ/m ²
Charpy notched impact strength	–	11 (Dry)	kJ/m ²
IZOD impact strength	ISO 180C	DNB (Dry)	kJ/m ²
IZOD notched impact strength	ISO 180A	4 (Dry)	kJ/m ²
Thermal			
Heat distortion temperature-A	ISO 75	100	°C
Heat distortion temperature-B	ISO 75	>200	°C
Flammability			
Flammability	UL94	HB	N/A
Electrical			
Dielectric strength	IEC 243	14 (Dry)	MV/m
Surface resistivity	IEC 93	15 (Dry)	log10Ω
Volume resistivity	IEC 93	15 (Dry)	log10Ω
Comparative tracking index	IEC 112	>600	V

Used on: All Harnessflex NC and CTPA nylon conduits.

NOTE: All tests undertaken at 23°C where applicable.

Notes

- DNB = Did not break
- Dry = Dry as moulded
- Con = Conditioned 168hrs @ 23°C, 50% RH

Chemical resistance

Nylon 6 Harnessflex conduits are resistant to all underbonnet oils, greases, fuels, cleaning fluids and synthetic fluids. Like all Nylons they are resistant to weak acids but not resistant to strong or oxidizing acids.

Technical section

Nylon (PA) 66 - Heat stabilised

Nylon (PA) 66 - Heat Stabilised - Material data sheet

Properties		Test method	Value	Unit
General				
Density		ISO 1183	1.14	g/cm ³
Melting point		ISO 1218	263	°C
Mechanical				
Tensile strength		ISO 527	95 (Dry)	MPa
Elongation at break		ISO 527	23 (Dry)	%
Youngs modulus		ISO 527	3400 (Dry)	MPa
Flexural modulus		ISO 178	2850 (Dry)	MPa
Charpy impact strength		ISO 179	DNB (Dry)	kJ/m ²
Charpy notched impact strength		–	6 (Dry)	kJ/m ²
IZOD impact strength		ISO 180C	DNB (Dry)	kJ/m ²
IZOD notched impact strength		ISO 180A	5 (Dry)	kJ/m ²
Thermal				
Heat distortion temperature-A	@1.8Mpa	ISO 75-2	85	°C
Heat distortion temperature-B	@ 0.45MPa	ISO 75-2	230	°C
Flammability				
Flammability		ISO 527	95 (Dry)	MPa
Glow wire flammability	@ 1.5mm	IEC 695-2-1/2	850 (Con)	°C
Electrical				
Dielectric strength		IEC 243	60 (Dry)	MV/m
Surface resistivity		IEC 60093	1E+15	Ω
Volume resistivity		IEC 60093	1E+15	Ω.cm
Comparative tracking index		IEC 60112	600	V

All Harnessflex un-reinforced nylon fittings.

NOTE: All tests undertaken at 23°C where applicable.

Technical section

Nylon (PA) 66 - 30% Glass fibre filled

Nylon (PA) 66 - 30% Glass Fibre Filled - Material data sheet

Properties	Test method	Value	Unit
General			
Density	ISO 1183	1.36	g/cm ³
Moisture absorption ⁽¹⁾	Sim to ISO 62	1.6	%
Mechanical ⁽²⁾			
Tensile stress at yield/break ⁽³⁾	ISO 527	195	N/mm ²
Elongation at break ISO 527 3%	ISO 527	10000	N/mm ²
Modulus of elasticity ⁽⁴⁾			
IZOD notched impact strength	@ +23°C	ISO 180/1A	13
	@ -30°C 10 kJ/m ²		
Thermal			
Heat deflection temperature (HDT)	ISO 75/A	250	°C
Ball pressure test	IEC 60695-10-2	> 200	°C
Flammability			
Flammability (1.6mm thickness)	UL94	HB	
Oxygen index	ISO4589	24	%
Glow wire test extinguishing time ⁽⁵⁾	IEC60695-2-1/1	<15	s
Hot wire ignition (HWI) (1.5mm thickness)	IEC60695-2-20	>15	s
High current arc ignition (HAI) (0.7mm thickness)	IEC60947	>120	No of arcs
Electrical ⁽²⁾			
Dielectric strength	IEC 60243-1	>30	kV/mm
Specific surface resistivity	IEC 60093	10 ¹⁵	Ω
Specific volume resistivity	IEC 60093	10 ¹⁵	Ω.cm
Dielectric constant	@ 100Hz	IEC60250	3.8
	@ 1MHz		
Dissipation factor	@ 100Hz	IEC60250	90
	@ 1MHz		160
Comparative tracking index	IEC 60112	600	V
168h/100°C ref fuel B	-	+91	%

Used on: SC-M27 and SC-M24 Swivel nuts.

NOTE: All tests undertaken at 23°C where applicable.

(1) Moisture absorption, saturation at +23°C and 50% RH (ref. DIN53495).

(2) Dry as moulded.

(3) Test speed 5mm/min.

(4) Test speed 1mm/min.

(5) Glow wire applied during 30secs, temperature 750°C, thickness 1.6mm.

Notes

- DNB = Did not break
- Dry = Dry as moulded
- Con = Conditioned 168hrs @ 23°C, 50% RH

Chemical resistance

Polyamide (Nylon) 66 Harnessflex fittings are resistant to all underbonnet oils, greases, fuels, cleaning and synthetic fluids. Like all Nylons they are resistant to weak acids but not resistant to strong or oxidizing acids.

Technical section

Polyamide 46 (Nylon)

Polyamide 46 (Nylon) – Heat and UV stabilised, Lubricated Used on: All Harnessflex TempGuard fittings.

Properties	Test method	Value	Unit
General			
Density	ISO 1183	1140	kg/m ³
Melting Point	ISO 11357	295	°C
Mechanical			
Dry/cond			
Yield Stress	ISO 527-1/-2	100 / 55	MPa
Yield Stress (120°C)	ISO 527-1/-2	50	MPa
Yield Stress (160°C)	ISO 527-1/-2	40	MPa
Yield Stress (180°C)	ISO 527-1/-2	35	MPa
Yield Stress (200°C)	ISO 527-1/-2	30	MPa
Nominal strain at break	ISO 527-1/-2	40 / >50	%
Nominal strain at break (120°C)	ISO 527-1/-2	>50	%
Nominal strain at break (160°C)	ISO 527-1/-2	>50	%
Nominal strain at break (180°C)	ISO 527-1/-2	>50	%
Nominal strain at break (200°C)	ISO 527-1/-2	>50	%
Tensile Modulus	ISO 527-1/-2	3300 / 1000	MPa
Tensile Modulus (120°C)	ISO 527-1/-2	800	MPa
Tensile Modulus (160°C)	ISO 527-1/-2	650	MPa
Tensile Modulus (180°C)	ISO 527-1/-2	600	MPa
Tensile Modulus (200°C)	ISO 527-1/-2	500	MPa
Flexural Modulus	ISO 178	300 / 900	MPa
Flexural Modulus (120°C)	ISO 178	800	MPa
Flexural Modulus (160°C)	ISO 178	600	MPa
Charpy impact strength (+23°C)	ISO 179/1eU	DNB / DNB	MPa
Charpy impact strength (-30°C)	ISO 179/1eU	DNB / DNB	MPa
Charpy notched impact strength (+23°C)	ISO 179/1eA	10 / 35	kJ/m ²
Charpy notched impact strength (-30°C)	ISO 179/1eA	4 / 4	kJ/m ²
Izod notched impact strength (+23°C)	ISO 180/1A	10 / 35	kJ/m ²
Izod notched impact strength (-30°C)	ISO 180/1A	4 / 4	kJ/m ²
Thermal			
Temp of deflection under load (1.80 Mpa)	ISO 75-1/-2	190	°C
Temp of deflection under load (0.45 Mpa)	ISO 75-1/-2	280	°C
Flammability			
Flammability (@1.5mm)	IEC60695-11-10	V2	N/A
Flammability (@0.75mm)	IEC60695-11-10	V2	N/A
Electrical			
Dielectric strength	IEC 60243-1	25 / 25	kV/mm
Volume Resistivity	IEC 60093	1 ¹³ / 1 ⁷	Ω*m
Comparative Tracking Index	IEC 60112	400	V
Relative permittivity (100Hz)	IEC60250	3.9 / 2.2	-
Relative permittivity (1MHz)	IEC60250	3.6 / 4.5	-

NOTE:

DNB = Did not break.
dry = Dry as moulded.

cond = Conditioned
168hrs @ 23°C,
50 % RH.

All tests undertaken at
23°C where applicable.
Information source
see page 77*.

Chemical resistance

PA46 Harnessflex TempGuard fittings are resistant to all under bonnet oils, greases, fuels, cleaning fluids and synthetic fluids. Like all Nylons they are resistant to weak acids but not resistant to strong or oxidizing acids.

Product Temperature Range @1.5mm material thickness:

Minimum -40°C
Maximum Permanent 30,000+ hours +160°C
Maximum short term 3,000 hours +200°C
Mechanical Protection High
UV Resistance High
Abrasion resistance High
Low smoke toxicity and halogen free
Self-Extinguishing

Technical section

Co-Polyester-ester

Co-Polyester-ester – Flame Retardant (halogen free), heat and UV stabilised. Used on: Harnessflex HTC conduits.

Properties	Test method	Value	Unit
General			
Density	ISO 1183	1320	kg/m ³
Melting Point	ISO 11357	208	°C
Mechanical			
Dry/cond			
Stress at break	ISO 527-1/-2	20.5	MPa
Nominal Strain at break	ISO 527-1/-2	250	%
Tensile Modulus	ISO 527-1/-2	540	MPa
Izod notched impact strength (+23°C)	ISO 179/1eU	11	kJ/m ²
Izod notched impact strength (-30°C)	ISO 179/1eU	3.2	kJ/m ²
Charpy notched impact strength (+23°C)	ISO 179/1eA	11	kJ/m ²
Charpy notched impact strength (-30°C)	ISO 179/1eA	3	kJ/m ²
Flammability			
Flammability (@1.5mm)	FMVSS302	0	mm/min
Flammability (@0.75mm)	IEC60695-11-10	V-2	N/A
Electrical			
Dielectric strength	IEC 60243-1	18.7	kV/mm
Volume Resistivity	IEC 60093	>1E ¹³	Ω*m
Comparative Tracking Index	IEC 60112	600	V
Relative permittivity (100Hz)	IEC60250	4.2	-
Relative permittivity (1MHz)	IEC60250	3.7	-
Dissipation factor (100Hz)	IEC60250	157	E-4
Dissipation factor (1MHz)	IEC60250	385	E-4

NOTE: All tests undertaken at 23°C where applicable.

* Information Source - Polymer supplier published information.

Chemical resistance

Co-Polyester Harnessflex conduits are resistant to under bonnet oils, greases, fuels, cleaning fluids and acids. They are not resistant to transformer oils or brake fluids (DOT 3/4)

Product Temperature Range @1.5mm material thickness:

Minimum Static 30,000 hours -50°C
 Minimum dynamic 5000 operations -45°C
 Maximum static long term 30,000 hours +175°C
 Maximum short term 3,000 hours +190°C

Technical section

Polyamide 12 (Nylon)

Polyamide 12 (Nylon) – Plasticized, impact modified, heat and UV stabilised. Used on: All Harnessflex unreinforced nylon fittings.

Properties	Test method	Value	Unit
General			
Density	ISO 1183	1.030	kg/m ³
Melting Point	ISO 11357	173	°C
Mechanical			
Dry/cond			
Yield Stress	ISO 527-1/-2	25	MPa
Yield Strain	ISO 527-1/-2	20	%
Charpy impact strength (+23°C)	ISO 527-1/-2	400	MPa
Charpy impact strength (-30°C)	ISO 179/1eU	DNB	kJ/m ²
Charpy notched impact strength (+23°C)	ISO 179/1eU	DNB	kJ/m ²
Charpy notched impact strength (-30°C)	ISO 179/1eA	DNB	kJ/m ²
Thermal			
Temp of deflection under load (1.80 Mpa)	ISO 75-1/-2	45	°C
Temp of deflection under load (0.45 Mpa)	ISO 75-1/-2	95	°C
Flammability			
Flammability (@0.8mm)	IEC60695-11-10	HB	N/A
Electrical			
Dielectric strength	IEC 60243-1	32	kV/mm
Surface Resistivity	IEC 60093	1E11	Ω
Volume Resistivity	IEC 60093	1E11	Ω*m
Comparative Tracking Index	IEC 60112	600	V

NOTE:

DNB = Did not break

dry = Dry as moulded

cond = Conditioned 168hrs @ 23°C, 50 % RH

All tests undertaken at 23°C where applicable.

* Information Source - Polymer supplier published information.

The data given is typical data and does not represent minimum values. Variations within normal tolerances are possible for different colours.

Chemical resistance

PA12 Harnessflex conduits are resistant to all under bonnet oils, greases, fuels, cleaning fluids and synthetic fluids. Like all Nylons they are resistant to weak /medium acids but not resistant to strong or oxidizing acids.

Product Temperature Range @1.5mm material thickness:

Minimum Static 30,000 hours -50°C
 Minimum dynamic 5000 operations -45°C
 Maximum static long term 30,000 hours +105°C
 Maximum short term 3,000 hours +120°C

Technical section

Thermoplastic elastometer TPV



SRN



SWM



SEG



ESN



EK

Thermoplastic Elastomer TPV - Material data sheet

Properties	Test method	Value	Unit
General			
Density	ISO 1183	0.96	g/cm ³
Hardness shore A (5 sec)	ISO 868	56	-
Brittleness temperature	ISO 812	-62	°C
Flammability	UL94	HB	-
Stress/strain properties	ISO 37 (II)	-	-
Flow Direction			
Tensile strength	-	3.8	MPa
Modulus 100%	-	2.7	MPa
Elongation at break cross direction	-	280	%
Tensile strength	-	5.1	MPa
Modulus 100%	-	1.9	MPa
Elongation at break	-	470	%
Tear Strength (cross direction)			
Trouser	ISO 34 A	7	kN/m
Un-nicked angle	ISO 34 B (a)	22	kN/m
Compression set	ISO 815	-	-
72h/23°C	-	22	%
72h/70°C	-	26	%
72h/100°C	-	34	%
Hot Air Ageing			
1000h/125°C - Change in hardness	-	2	pts
Retention tensile strength	-	90	%
Retention - elongation at break	-	96	%
336h/150°C - Change in hardness	-	0	pts
Retention tensile strength	-	90	%
Retention elongation at break	-	87	%
Volume Swell			
72h/100°C water	-	+3	%
168h/100°C ASTM oil 1	-	+43	%
168h/100°C ref fuel B	-	+91	%

Used on: Sealing products.

A polypropylene based elastomer designed primarily for demanding automotive applications.

This material exhibits excellent compression set, flex fatigue and high and low temperature performance.

NOTE: Tests are conducted on injection moulded plaques. All tests undertaken at 23°C where applicable.

Chemical resistance

TPV fittings are resistant to: Water, acids, ethanol, glycerol, methanol and propanol, hydraulic brake fluid and antifreeze. Large volume swell (>60%) is experienced with certain oils and fuels.

Approvals

Individual parts are approved to different standards including NFR 13-903. Others are manufacturer specific or are new developments and may not be approved to certain standards. Please contact the technical office for specific enquiries.

Harnessflex® products are intensively tested under the most extreme conditions, we can guarantee the durability of the systems we provide.



Appendix

Part number index

Part No.	GID No.	Page
16-90-DTP04	7TCA298010R0008	49
16-FCI14	7TCA298010R1028	50
16-GT284	7TCA298010R0009	54
28-TY62	7TCA298010R0041	44
AB12-M16	7TCA298010R0042	76, 77
AB12-M16-90	7TCA298010R0043	76, 77
AB12-M20	7TCA298010R0044	76, 77
AB12-PG09	7TCA298010R0045	78, 79
AB12-PG09-90	7TCA298010R0046	78, 79
AB12-PG11	7TCA298010R0048	78, 79
AB12-PG13	7TCA298010R0049	78, 79
AB16-M16	7TCA298010R0050	76, 77
AB16-M16-90	7TCA298010R0051	76, 77
AB16-M20	7TCA298010R0052	76, 77
AB16-M20-90	7TCA298010R0053	76, 77
AB16-PG09	7TCA298010R0054	78, 79
AB16-PG11	7TCA298010R0055	78, 79
AB16-PG11-90	7TCA298010R0056	78, 79
AB16-PG13	7TCA298010R0057	78, 79
AB20-M20	7TCA298010R0060	76, 77
AB20-M20-90	7TCA298010R0061	76, 77
AB20-PG16	7TCA298010R0063	78, 79
AB20-PG16-90	7TCA298010R0064	78, 79
AB25-M25	7TCA298010R0066	76, 77
AB25-M25-90	7TCA298010R0067	76, 77
AB25-PG21	7TCA298010R0068	78, 79
AB25-PG21-90	7TCA298010R0069	78, 79
AB32-F90	7TCA298010R0071	81
AB32-M32	7TCA298010R0072	76, 77
AB32-M32-90	7TCA298010R0073	76, 77
AB32-PG29	7TCA298010R0074	78, 79
AB32-PG29-90	7TCA298010R0075	78, 79
AB40-F90	7TCA298010R0076	81
AB40-M40	7TCA298010R0077	74, 75
AB40-M40-90	7TCA298010R0078	74, 75
AB40-PG36	7TCA298010R0079	76, 77
AB50-F90	7TCA298010R0081	81
AB50-M50	7TCA298010R0082	76, 77
AB50-M50-90	7TCA298010R0083	76, 77
AB50-PG48	7TCA298010R0084	78, 79
ATUPL	7TCA298070R0005	46
CCSB08	7TCA298010R1280	71
CCSB10	7TCA298010R1275	71
CCSB12	7TCA298010R1276	71
CCSB16	7TCA298010R1291	71
CCSB20	7TCA298010R1274	71
CCSB25	7TCA298010R1294	71
CCSB28	7TCA298010R1292	71
CCSB32	7TCA298010R1295	71
CCSB40	7TCA298010R1277	71
CCSB50	7TCA298010R1278	71

Part No.	GID No.	Page
CES12	7TCA298010R0124	90
CES16	7TCA298010R0125	90
CES20	7TCA298010R0126	90
CES28	7TCA298010R0127	90
CES32	7TCA298010R0128	90
CGS-M16	7TCA298010R0131	86
CGS-M20	7TCA298010R0132	86
CGS-M25	7TCA298010R0133	86
CGS-M32	7TCA298010R0134	86
CGS-M40	7TCA298010R1036	86
CGS-PG07	7TCA298010R0135	86
CGS-PG09	7TCA298010R0136	86
CGS-PG11	7TCA298010R0137	86
CGS-PG13	7TCA298010R0138	86
CGS-PG16	7TCA298010R0139	86
CGS-PG21	7TCA298010R0140	86
CGS-PG29	7TCA298010R0141	86
CI06-90-AM2	7TCA298100R0055	43, 88
CI06-90-AS1	7TCA298100R0056	42, 88
CI06-90-AS2	7TCA298100R0057	42, 88
CI06-90-AT2LP	7TCA298100R0023	44, 88
CI06-90-AT2LR	7TCA298100R0024	45
CI06-90-BC2	7TCA298100R0025	51, 88
CI06-90-DT2	7TCA298100R0026	48, 88
CI06-90-ES2P	7TCA298100R0028	47, 88
CI06-90-ES2R	7TCA298100R0029	47, 88
CI06-90-FCI02	7TCA298100R0030	50, 88
CI06-90-FCS02	7TCA298100R0031	50
CI06-90-MMP2	7TCA298100R0032	55, 88
CI06-90-MP2	7TCA298100R0033	55, 88
CI06-90-PTD2	7TCA298100R0034	88
CI06-90-SLK28-2	7TCA298100R0035	53, 88
CI06-90-WP2	7TCA298100R0036	55
CI06-AM2	7TCA298100R0037	43, 88
CI06-AS1	7TCA298100R0038	42, 88
CI06-AS2	7TCA298100R0039	42, 88
CI06-AT2PL	7TCA298100R0040	46, 88
CI06-BC2	7TCA298100R0041	51, 88
CI06-DE001	7TCA298100R0054	54, 88
CI06-DT2	7TCA298100R0042	48, 88
CI06-DTX2	7TCA298100R0043	88
CI06-ES2P	7TCA298100R0044	47, 88
CI06-ES2R	7TCA298100R0045	47, 88
CI06-FCI02	7TCA298100R0046	50, 88
CI06-MF2	7TCA298100R0047	58, 88
CI06-MMP2	7TCA298100R0048	54, 88
CI06-MP2	7TCA298100R0049	54, 88
CI06-PTD2	7TCA298100R0050	54, 88
CI06-SLK28-2	7TCA298100R0051	88
CI06-WP2	7TCA298100R0052	54, 88
CI06-WS2	7TCA298100R0053	88

Part No.	GID No.	Page
CI08-72585	7TCA298010R0147	58
CI08-90-AM2	7TCA298010R0148	43, 88
CI08-90-AM3	7TCA298010R0149	43
CI08-90-AM4	7TCA298010R0150	43
CI08-90-AS1	7TCA298010R0151	42, 88
CI08-90-AS2	7TCA298010R0152	42, 88
CI08-90-AS3	7TCA298010R0153	42
CI08-90-AS4	7TCA298010R0154	42
CI08-90-AT2LP	7TCA298010R0155	45, 46
CI08-90-AT2LR	7TCA298010R0156	45, 46
CI08-90-AT2PL	7TCA298010R0157	45, 46
CI08-90-AT3LP	7TCA298010R0158	45, 46
CI08-90-AT3LR	7TCA298010R0159	45, 46
CI08-90-AT3PL	7TCA298010R0160	45, 46
CI08-90-AT4LP	7TCA298010R0161	45, 46
CI08-90-AT4LR	7TCA298010R0162	45, 46
CI08-90-AT4PL	7TCA298010R0163	45, 46
CI08-90-AT6LP	7TCA298010R0164	45, 46
CI08-90-AT6LR	7TCA298010R0165	45, 46
CI08-90-BC2	7TCA298010R0166	51
CI08-90-BC3	7TCA298010R0167	51
CI08-90-BC4	7TCA298010R0168	51
CI08-90-DE001	7TCA298010R0169	55
CI08-90-DT2	7TCA298010R0170	48
CI08-90-DT3	7TCA298010R0172	48
CI08-90-DT4	7TCA298010R0173	48
CI08-90-DT6	7TCA298010R0174	48
CI08-90-ES2P	7TCA298100R0002	47
CI08-90-ES2R	7TCA298100R0010	47
CI08-90-ES3P	7TCA298100R0004	47
CI08-90-ES3R	7TCA298100R0013	47
CI08-90-FCI02	7TCA298010R0175	50
CI08-90-FCI03	7TCA298010R0176	50
CI08-90-FCI04	7TCA298010R0177	50
CI08-90-FCI14	7TCA298010R0178	50
CI08-90-FCS02	7TCA298010R0179	50
CI08-90-GT150SF-2	7TCA298140R0003	54
CI08-90-GT153	7TCA298010R0180	55
CI08-90-K10C	7TCA298010R1035	52
CI08-90-K2C	7TCA298010R0181	52
CI08-90-K3C	7TCA298010R0182	52
CI08-90-MMP2	7TCA298010R0183	55
CI08-90-MP2	7TCA298010R0184	55
CI08-90-MP3	7TCA298010R0185	55
CI08-90-PTD2	7TCA298010R0186	55
CI08-90-SLK28-2	7TCA298010R1284	53
CI08-90-SLK28-3	7TCA298010R1038	53
CI08-90-SU4	7TCA298010R0188	56
CI08-90-WP2	7TCA298010R0189	55
CI08-90-X2SU4	7TCA298010R1253	56
CI08-AM2	7TCA298010R0190	43

Part No.	GID No.	Page	Part No.	GID No.	Page	Part. No.	GID No.	Page
CI08-AM3	7TCA298010R0191	43	CI10-AM2	7TCA298010R0235	43	CI12-90-K10C	7TCA298010R1037	52
CI08-AM4	7TCA298010R0192	43	CI10-AM3	7TCA298010R0236	43	CI12-90-MMP2	7TCA298010R0277	55
CI08-AS1	7TCA298010R0193	42	CI10-AM4	7TCA298010R0237	43	CI12-90-MP2	7TCA298010R0278	55
CI08-AS2	7TCA298010R0194	42	CI10-AS2	7TCA298010R0238	42	CI12-90-MP3	7TCA298010R0279	55
CI08-AS3	7TCA298010R0196	42	CI10-AS3	7TCA298010R0239	42	CI12-90-SLK28-4	7TCA298010R1260	53
CI08-AS4	7TCA298010R0197	42	CI10-AS4	7TCA298010R0240	42	CI12-90-WP2	7TCA298010R0280	55
CI08-AT2PL	7TCA298010R0198	44, 46	CI10-ES4P	7TCA298010R1289	47	CI12-AM2	7TCA298010R0282	43
CI08-AT3PL	7TCA298010R0199	44, 46	CI10-ES4R	7TCA298010R1288	47	CI12-AM3	7TCA298010R0284	43
CI08-AT4PL	7TCA298010R0200	44, 46	CI10-MF2	7TCA298010R0241	58	CI12-AM4	7TCA298010R0285	43
CI08-AT6PL	7TCA298010R0201	46	CI122812-DRC50	7TCA298010R0314	49	CI12-AS1	7TCA298010R0286	42
CI08-BC2	7TCA298010R0202	51	CI12-90-AM2	7TCA298010R0242	43	CI12-AS2	7TCA298010R0287	42
CI08-BC3	7TCA298010R0203	51	CI12-90-AM3	7TCA298010R0243	43	CI12-AS4	7TCA298010R0290	42
CI08-BC4	7TCA298010R0204	51	CI12-90-AM4	7TCA298010R0244	43	CI12-AT12PL	7TCA298010R0292	44, 45, 46
CI08-DE001	7TCA298010R0205	54	CI12-90-AS2	7TCA298010R0246	42	CI12-AT4PL	7TCA298010R0293	44, 45, 46
CI08-DT2	7TCA298010R0206	48	CI12-90-AS3	7TCA298010R0247	42	CI12-AT6PL	7TCA298010R0294	44, 45, 46
CI08-DT3	7TCA298010R0207	48	CI12-90-AS4	7TCA298010R0248	42	CI12-AT8PL	7TCA298010R0295	44, 45, 46
CI08-DT4	7TCA298010R0209	48	CI12-90-AT2LP	7TCA298010R0249	45, 46	CI12-BC2	7TCA298010R0296	51
CI08-DT6	7TCA298010R0211	48	CI12-90-AT2LR	7TCA298010R0250	45, 46	CI12-BC3	7TCA298010R0297	51
CI08-DTX2	7TCA298010R1305	47	CI12-90-AT2PL	7TCA298010R0251	45, 46	CI12-BC4	7TCA298010R0298	51
CI08-ES2P	7TCA298010R1290	47	CI12-90-AT3LP	7TCA298010R0252	45, 46	CI12-DT2	7TCA298010R0299	48
CI08-ES2R	7TCA298010R1287	47	CI12-90-AT3LR	7TCA298010R0253	45, 46	CI12-DT3	7TCA298010R0301	48
CI08-ES3P	7TCA298010R1285	47	CI12-90-AT3PL	7TCA298010R0254	45, 46	CI12-DT4	7TCA298010R0303	48
CI08-ES3R	7TCA298010R1286	47	CI12-90-AT4LP	7TCA298010R0255	45, 46	CI12-DT6	7TCA298010R0304	48
CI08-FCI02	7TCA298010R0213	50	CI12-90-AT4LR	7TCA298010R0256	45, 46	CI12-DT8	7TCA298010R0305	48
CI08-FCI03	7TCA298010R0214	50	CI12-90-AT4PL	7TCA298010R0257	45, 46	CI12-FCI02	7TCA298010R0306	50
CI08-FCI04	7TCA298010R0215	50	CI12-90-AT6LP	7TCA298010R0258	45, 46	CI12-FCI03	7TCA298010R0307	50
CI08-GT153	7TCA298010R0216	54	CI12-90-AT6LR	7TCA298010R0259	45, 46	CI12-FCI04	7TCA298010R0308	50
CI08-GT150SF-2	7TCA298100R0059	54	CI12-90-BC2	7TCA298010R0260	51	CI12-FCI14	7TCA298010R0309	50
CI08-HDSCS-B	7TCA298010R1303	57	CI12-90-BC3	7TCA298010R0261	51	CI12-HDSCS-B	7TCA298010R1304	57
CI08-MF2	7TCA298010R0218	58	CI12-90-BC4	7TCA298010R0262	51	CI12-MF2	7TCA298010R0310	58
CI08-MMP2	7TCA298010R0219	54	CI12-90-DT12	7TCA298010R0263	48	CI12-MLK10	7TCA298100R0058	44
CI08-MP2	7TCA298010R0220	54	CI12-90-DT2	7TCA298010R0264	48	CI12-SU10	7TCA298010R1263	56
CI08-MP3	7TCA298010R0221	54	CI12-90-DT3	7TCA298010R0265	48	CI16-90-AT4LP	7TCA298010R0316	45, 46
CI08-PTD2	7TCA298010R0223	54	CI12-90-DT4	7TCA298010R0266	48	CI16-90-AT4LR	7TCA298010R0317	45, 46
CI08-SLK28-2	7TCA298010R1283	41	CI12-90-DT6	7TCA298010R0267	48	CI16-90-AT6LP	7TCA298010R0318	45, 46
CI08-SLK28-3	7TCA298010R1032	52	CI12-90-DT8	7TCA298010R0268	48	CI16-90-AT6LR	7TCA298010R0319	45, 46
CI08-SU4	7TCA298010R0224	56	CI12-90-DTP04	7TCA298010R0269	49	CI16-90-AT8PL	7TCA298010R0320	45, 46
CI08-WP2	7TCA298010R0226	54	CI12-90-ES2P	7TCA298100R0003	47	CI16-90-DT12	7TCA298010R0321	48
CI08-X2SU4	7TCA298010R1243	56	CI12-90-ES2R	7TCA298100R0012	47	CI16-90-DT8	7TCA298010R0322	48
CI10-90-AM2	7TCA298010R0229	43	CI12-90-ES3P	7TCA298100R0006	47	CI16-90-ES4P	7TCA298100R0009	47
CI10-90-AM3	7TCA298010R0230	43	CI12-90-ES3R	7TCA298100R0015	47	CI16-90-ES4R	7TCA298100R0018	47
CI10-90-AM4	7TCA298010R0231	43	CI12-90-ES4P	7TCA298100R0008	47	CI16-90-FCI14	7TCA298010R0323	50
CI10-90-AS2	7TCA298010R0232	42	CI12-90-ES4R	7TCA298100R0017	47	CI16-90-GT284	7TCA298010R0324	55
CI10-90-AS3	7TCA298010R0233	42	CI12-90-FCI02	7TCA298010R0270	50	CI16-AT12PL	7TCA298010R0325	45, 46
CI10-90-AS4	7TCA298010R0234	42	CI12-90-FCI03	7TCA298010R0271	50	CI16-AT8PL	7TCA298010R0326	45, 46
CI10-90-ES2P	7TCA298010R1307	47	CI12-90-FCI04	7TCA298010R0272	50	CI16-DT12	7TCA298010R0327	48
CI10-90-ES2R	7TCA298100R0011	47	CI12-90-FCI14	7TCA298010R0273	50	CI16-FCI06	7TCA298010R1267	50
CI10-90-ES3P	7TCA298100R0005	47	CI12-90-GT153	7TCA298010R0274	55	CI16-FCI14	7TCA298010R0329	50
CI10-90-ES3R	7TCA298100R0014	47	CI12-90-K10C	7TCA298010R1037	52	CI16-HVA280-3	7TCA298160R0000	68
CI10-90-ES4P	7TCA298100R0007	47	CI12-90-K2C	7TCA298010R0275	52	CI16-LK20	7TCA298010R0330	52
CI10-90-ES4R	7TCA298100R0016	47	CI12-90-K3C	7TCA298010R0276	52	CI17-FCI10	7TCA298010R0331	50

Appendix

Part number index

Part No.	GID No.	Page	Part No.	GID No.	Page	Part No.	GID No.	Page
CI201220-DRC50	7TCA298010R0334	49	CIH08-AM3	7TCA298010R1081	43	CIH12-AM3	7TCA298010R1184	43
CI202820-DRC50	7TCA298010R0335	49	CIH08-AM4	7TCA298010R1082	43	CIH12-AM4	7TCA298010R1084	43
CI20-90-FCI14	7TCA298010R1265	50	CIH08-AS2	7TCA298010R1073	42	CIH12-AS1	7TCA298010R1080	42
CI20-A31	7TCA298010R0332	86	CIH08-AS3	7TCA298010R1065	42	CIH12-AS2	7TCA298010R1075	42
CI20-AT12PL	7TCA298010R0333	45, 46	CIH08-AS4	7TCA298010R1074	42	CIH12-AS3	7TCA298010R1066	42
CI20-CCU100	7TCA298100R0020	59	CIH08-AT2PL	7TCA298010R1062	44, 46	CIH12-AS4	7TCA298010R1076	42
CI20-CCU119	7TCA298100R0021	59	CIH08-AT3PL	7TCA298010R1063	44, 46	CIH12-AT12PL	7TCA298010R1089	44, 45, 46
CI20-F90-HDSCS-E	7TCA298010R1299	57	CIH08-AT4PL	7TCA298010R1088	44, 46	CIH12-AT4PL	7TCA298010R1185	44, 45, 46
CI20-HDSCS-E	7TCA298010R1302	57	CIH08-BC2	7TCA298010R1196	51	CIH12-AT6PL	7TCA298010R1186	44, 45, 46
CI251225-DRC50	7TCA298010R0338	49	CIH08-BC3	7TCA298010R1197	51	CIH12-AT8PL	7TCA298010R1187	44, 45, 46
CI252825-DRC50	7TCA298010R0339	49	CIH08-BC4	7TCA298010R1200	51	CIH12-BC2	7TCA298010R1198	51
CI25-A31	7TCA298010R0336	84	CIH08-DT2	7TCA298010R1060	48	CIH12-BC3	7TCA298010R1199	51
CI25-FCI50	7TCA298010R0337	50	CIH08-DT3	7TCA298010R1061	48	CIH12-BC4	7TCA298010R1201	51
CI25-PL18-G2	7TCA298160R0008	68	CIH08-DT4	7TCA298010R1061	48	CIH12-DT2	7TCA298010R1206	48
CI25-PL182-G2	7TCA298160R0006	68	CIH08-DT6	7TCA298010R1211	48	CIH12-DT3	7TCA298010R1207	48
CI25-PL282-PL300	7TCA298160R0002	68	CIH08-FCI02	7TCA298010R1055	50	CIH12-DT4	7TCA298010R1208	48
CI28-PL282-PL300	7TCA298160R0001	68	CIH08-FCI03	7TCA298010R1056	50	CIH12-DT6	7TCA298010R1209	48
CI25-PL300	7TCA298160R0004	67	CIH08-FCI04	7TCA298010R1057	50	CIH12-DT8	7TCA298010R1210	48
CI28-BC40	7TCA298010R0342	51	CIH10-AM2	7TCA298010R1085	43	CIH12-FCI02	7TCA298010R1214	50
CI28-CCU138	7TCA298010R0343	59	CIH10-AM3	7TCA298010R1086	43	CIH12-FCI03	7TCA298010R1215	50
CI28-PL18-G2	7TCA298160R0007	68	CIH10-AM4	7TCA298010R1087	43	CIH12-FCI04	7TCA298010R1216	50
CI28-PL182-G2	7TCA298160R0005	68	CIH10-AS2	7TCA298010R1077	42	CIH12-FCI14	7TCA298010R1058	50
CI28-PL282-PL300	7TCA298160R0001	68	CIH10-AS3	7TCA298010R1078	42	CIH12-MLK04	7TCA298140R0001	41
CI28-PL300	7TCA298160R0003	68	CIH10-AS4	7TCA298010R1079	42	CIH16-90-DT12	7TCA298010R1118	48
CI32-A31	7TCA298010R0346	86	CIH12-90-AM2	7TCA298010R1136	43	CIH16-90-DT8	7TCA298010R1117	48
CIH08-90-AM2	7TCA298010R1133	43	CIH12-90-AM3	7TCA298010R1137	43	CIH16-90-FCI14	7TCA298010R1125	50
CIH08-90-AM3	7TCA298010R1134	43	CIH12-90-AT2LP	7TCA298010R1191	45, 46	CIH16-AT12PL	7TCA298010R1090	44, 45, 46
CIH08-90-AM4	7TCA298010R1135	43	CIH12-90-AT2LR	7TCA298010R1195	45, 46	CIH16-AT8PL	7TCA298010R1188	44, 45, 46
CIH08-90-AT2LP	7TCA298010R1189	45, 46	CIH12-90-AT2PL	7TCA298010R1103	45, 46	CIH16-DT12	7TCA298010R1108	48
CIH08-90-AT2LR	7TCA298010R1193	45, 46	CIH12-90-AT3LP	7TCA298010R1192	45, 46	CIH16-FCI06	7TCA298110R0009	40
CIH08-90-AT2PL	7TCA298010R1091	45, 46	CIH12-90-AT3LR	7TCA298010R1093	45, 46	CIH16-FCI14	7TCA298010R1234	50
CIH08-90-AT3LP	7TCA298010R1190	45, 46	CIH12-90-AT3PL	7TCA298010R1104	45, 46	CIH17-FCI10	7TCA298010R1059	50
CIH08-90-AT3LR	7TCA298010R1194	45, 46	CIH12-90-AT4LP	7TCA298010R1099	45, 46	CIH20-90-FCI14	7TCA298010R1235	50
CIH08-90-AT3PL	7TCA298010R1092	45, 46	CIH12-90-AT4LR	7TCA298010R1100	45, 46	CN07	7TCA298010R0351	76, 78, 80
CIH08-90-AT4LP	7TCA298010R1095	45, 46	CIH12-90-AT4PL	7TCA298010R1105	45, 46	CN09	7TCA298010R0352	76, 78, 80
CIH08-90-AT4LR	7TCA298010R1096	45, 46	CIH12-90-AT6LP	7TCA298010R1094	45, 46	CN09-08	7TCA298010R0353	76, 78, 80
CIH08-90-AT4PL	7TCA298010R1102	45, 46	CIH12-90-AT6LR	7TCA298010R1101	45, 46	CN11	7TCA298010R0354	76, 78
CIH08-90-AT6LP	7TCA298010R1097	45, 46	CIH12-90-BC2	7TCA298110R0012	51	CN11-08	7TCA298010R0355	76, 78
CIH08-90-AT6LR	7TCA298010R1098	45, 46	CIH12-90-BC3	7TCA298010R1204	51	CN11-12	7TCA298010R0356	76, 78
CIH08-90-BC2	7TCA298010R1202	51	CIH12-90-BC4	7TCA298010R1107	51	CN16	7TCA298010R0358	76, 80
CIH08-90-BC3	7TCA298010R1203	51	CIH12-90-DT12	7TCA298010R1116	48	CN16-08	7TCA298010R0359	76, 78, 80
CIH08-90-BC4	7TCA298010R1106	51	CIH12-90-DT3	7TCA298010R1112	48	CN16-12	7TCA298010R0360	76, 78, 80
CIH08-90-DT2	7TCA298010R1212	48	CIH12-90-DT4	7TCA298010R1113	48	CN16-16-HF	7TCA298010R0361	76, 78, 80
CIH08-90-DT3	7TCA298010R1110	48	CIH12-90-DT6	7TCA298010R1114	48	CN21	7TCA298010R0364	76, 78
CIH08-90-DT4	7TCA298010R1109	48	CIH12-90-DT8	7TCA298010R1115	48	CN21-12	7TCA298010R0365	76, 78
CIH08-90-DT6	7TCA298010R1111	48	CIH12-90-FCI02	7TCA298010R1121	50	CN21-16	7TCA298010R0366	76, 78
CIH08-90-FCI02	7TCA298010R1119	50	CIH12-90-FCI03	7TCA298010R1123	50	CN21-20	7TCA298010R0367	76, 78
CIH08-90-FCI03	7TCA298010R1120	50	CIH12-90-FCI04	7TCA298010R1124	50	CN28-HF	7TCA298010R0368	76, 78, 82
CIH08-90-FCI04	7TCA298010R1122	50	CIH12-90-MLK04	7TCA298140R0002	53	CN32	7TCA298010R0371	78, 81
CIH08-90-FCS02	7TCA298010R1218	50	CIH12-90-SLK28-4	7TCA298110R0002	53	CN32-20	7TCA298010R0372	78, 81
CIH08-AM2	7TCA298010R1064	43	CIH12-AM2	7TCA298010R1083	43	CN32-25	7TCA298010R0373	78, 81

Part No.	GID No.	Page	Part No.	GID No.	Page	Part No.	GID No.	Page
CN32-28	7TCA298010R0374	78, 81	CTPA32-S/OR/50M	7TCA298040R0012	19	GPA16/100M	7TCA298060R0002	24
CN36-HF	7TCA298010R0376	78, 81	CTPA40/25M	7TCA298000R0132	19	GPA16/50M	7TCA298060R0020	24
CN47	7TCA298010R0377	78, 81	CTPA40/OR/25M	7TCA298000R0357	19	GPA20/100M	7TCA298060R0004	24
CPC08/100M	7TCA298000R0001	21	CTPA40-S/25M	7TCA298000R0130	19	GPA20/50M	7TCA298060R0019	24
CPC12/100M	7TCA298000R0005	21	CTPA40-S/OR/25M	7TCA298000R0354	19	GPA25/100M	7TCA298060R0005	24
CPC12/OR/100M	7TCA298000R0005	21	CTPA50/25M	7TCA298000R0136	19	GPA25/50M	7TCA298060R0018	24
CPC16/50M	7TCA298000R0007	21	CTPA50/OR/25M	7TCA298040R0013	19	GPA28/100M	7TCA298060R0006	24
CPC16/OR/50M	7TCA298050R0000	21	CTPA50-S/25M	7TCA298000R0135	19	GPA28/50M	7TCA298060R0017	24
CPC20/50M	7TCA298000R0009	21	CTPA50-S/OR/25M	7TCA298040R0014	19	GPA32/100M	7TCA298060R0007	24
CPC20/OR/50M	7TCA298040R0027	21	EK03	7TCA298010R0409	90	GPA32/50M	7TCA298060R0016	24
CPC25/50M	7TCA298000R0011	21	EK03-08	7TCA298010R0410	90	GROM08	7TCA298010R0449	90
CPC28/50M	7TCA298000R0012	21	EK05	7TCA298010R0413	90	GROM12	7TCA298010R0450	90
CPC28/OR/50M	7TCA298050R0001	21	EPH08S08	7TCA298010R1068	29	HCB08	7TCA298070R0001	91
CPC32/50M	7TCA298000R0014	21	EPH12S12	7TCA298010R1071	29	HCB12	7TCA298010R0453	91
CPC40/25M	7TCA298000R0015	21	EPH1608	7TCA298010R1072	29	HCB16	7TCA298010R0456	91
CPC50/25M	7TCA298000R0017	21	EPH1612	7TCA298010R1053	29	HCB20	7TCA298010R0459	91
CPS341212	7TCA298010R0381	36	EPH1616	7TCA298010R1054	29	HCB28	7TCA298010R0462	91
CPS421212	7TCA298010R0383	36	EPH2008	7TCA298010R1069	29	HCB32	7TCA298070R0002	91
CPS421616	7TCA298010R0386	36	EPH2016	7TCA298010R1070	29	HCB40	7TCA298070R0003	91
CPS422020	7TCA298010R0391	36	EPH2020	7TCA298010R1067	29	HCB50	7TCA298070R0004	91
CTPA08/100M	7TCA298000R0026	19	EPS08S08	7TCA298010R0418	29	HFX-CUT	7TCA298060R0000	92
CTPA08/OR/100M	7TCA298000R0030	19	EPS12S12	7TCA298010R0419	29	HFX-RT	-	92
CTPA08-S/100M	7TCA298000R0019	19	EPS1608	7TCA298010R0420	29	HNC08/100M	7TCA298000R0160	23
CTPA08-S/OR/100M	7TCA298000R0025	19	EPS1612	7TCA298010R0421	29	HNC12/100M	7TCA298000R0163	23
CTPA10/100M	7TCA298000R0036	19	EPS1616	7TCA298010R0422	29	HNC16/100M	7TCA298000R0164	23
CTPA10/OR/100M	7TCA298000R0363	19	EPS2008	7TCA298010R1014	29	HNC20/50M	7TCA298000R0166	23
CTPA10-S/100M	7TCA298000R0032	19	EPS2012	7TCA298010R0423	29	HNC25/50M	7TCA298000R0168	23
CTPA10-S/OR/100M	7TCA298040R0007	19	EPS2016	7TCA298010R0424	29	HNC28/50M	7TCA298000R0170	23
CTPA12/100M	7TCA298000R0046	19	EPS2020	7TCA298010R0425	29	HNC32/50M	7TCA298000R0172	23
CTPA12/OR/100M	7TCA298000R0051	19	EPS2520	7TCA298010R0426	29	HNC40/25M	7TCA298000R0328	23
CTPA12-S/100M	7TCA298000R0040	19	EPS2525	7TCA298010R0427	29	HNC50/25M	7TCA298000R0175	23
CTPA12-S/OR/100M	7TCA298040R0009	19	EPS2812	7TCA298010R0429	29	HTC08/50M	7TCA298010R1126	20
CTPA16/100M	7TCA298000R0060	19	EPS2816	7TCA298010R0430	29	HTC10/50M	7TCA298010R1127	20
CTPA16/OR/100M	7TCA298000R0066	19	EPS2820	7TCA298010R0431	29	HTC12/50M	7TCA298010R1128	20
CTPA16-S/100M	7TCA298000R0052	19	EPS2825	7TCA298010R0432	29	HTC16/50M	7TCA298010R1129	20
CTPA16-S/OR/100M	7TCA298000R0059	19	EPS2828	7TCA298010R0433	29	HTC20/50M	7TCA298010R1130	20
CTPA20/50M	7TCA298000R0382	19	EPS3232	7TCA298010R1241	29	HTC25/50M	7TCA298010R1131	20
CTPA20/OR/50M	7TCA298040R0036	19	EPS4040	7TCA298010R1240	29	HTC28/50M	7TCA298010R1132	20
CTPA20-S/50M	7TCA298000R0081	19	ESN12	7TCA298010R0434	89	HTC32/50M	7TCA298010R1242	20
CTPA20-S/OR/50M	7TCA298040R0037	19	ESN16	7TCA298010R0437	89	HTC40/25M	7TCA298100R0001	20
CTPA25/50M	7TCA298000R0376	19	ESN20	7TCA296050R0255	89	HTC50/25M	7TCA298100R0000	20
CTPA25/OR/50M	7TCA298040R0038	19	ESN25	7TCA298010R0442	89	HTS12/M16/A	7TCA298120R0000	73
CTPA25-S/50M	7TCA298000R0377	19	ESN28	7TCA298010R0444	89	HTS12/M16/C90	7TCA298120R0008	74
CTPA25-S/OR/50M	7TCA298040R0039	19	ESN32	7TCA298010R0446	89	HTS12/RT	7TCA298170R0000	75
CTPA28/50M	7TCA298000R0340	19	ESN40	7TCA298010R0448	89	HTS16/M16/A	7TCA298120R0001	73
CTPA28/OR/50M	7TCA298040R0040	19	GPA08/100M	7TCA298060R0001	24	HTS16/M16/C90	7TCA298120R0009	74
CTPA28-S/50M	7TCA298000R0112	19	GPA08/50M	7TCA298060R0008	24	HTS16/M20/A	7TCA298120R0002	73
CTPA28-S/OR/50M	7TCA298040R0041	19	GPA10/100M	7TCA298060R0023	24	HTS16/M20/C90	7TCA298120R0010	74
CTPA32/50M	7TCA298000R0126	19	GPA10/50M	7TCA298060R0024	24	HTS16/RT	7TCA298170R0002	75
CTPA32/OR/50M	7TCA298040R0010	19	GPA12/100M	7TCA298060R0003	24	HTS20/M20/A	7TCA298120R0003	73
CTPA32-S/50M	7TCA298000R0121	19	GPA12/50M	7TCA298060R0021	24	HTS20/M20/C90	7TCA298120R0011	74

Appendix

Part number index

Part No.	GID No.	Page	Part No.	GID No.	Page	Part No.	GID No.	Page
HTS20/RT	7TCA298170R0004	75	MPA04	7TCA298010R0560	80	NC30/50M	7TCA298000R0334	18
HTS25/M25/C90	7TCA298120R0012	74	MPA08	7TCA298010R0562	80	NC30/OR/50M	7TCA298010R1252	18
HTS28/M25/A	7TCA298120R0017	73	MPS100	7TCA298010R0570	37	NC30-S/50M	7TCA298000R0335	18
HTS28/M25/C90	7TCA298120R0016	74	MPS102	7TCA298010R0571	37	NC30-S/OR/50M	7TCA298040R0062	18
HTS28/RT	7TCA298170R0006	75	MPS121212-2020	7TCA298010R0574	37	NC32/50M	7TCA298000R0270	18
HTS32/M32/A	7TCA298120R0005	73	MPS122812-2020	7TCA298010R0575	37	NC32/OR/50M	7TCA298000R0273	18
HTS32/M32/C90	7TCA298120R0013	74	MPS201220-2020	7TCA298010R0576	37	NC32-S/50M	7TCA298000R0267	18
HTS32/RT	7TCA298170R0008	75	MPS202820-2020	7TCA298010R0577	37	NC32-S/OR/50M	7TCA298000R0269	18
HTS40/M40/A	7TCA298120R0006	73	MPS251225-2020	7TCA298010R0578	37	NC40/25M	7TCA298000R0277	18
HTS40/M40/C90	7TCA298120R0014	74	MPS252825-2020	7TCA298010R0579	37	NC40/OR/25M	7TCA298000R0279	18
HTS40/RT	7TCA298170R0010	75	MSA08	-	69	NC40-S/25M	7TCA298000R0275	18
HTS50/M50/A	7TCA298120R0007	73	MSA10	-	69	NC40-S/OR/25M	7TCA298000R0276	18
HTS50/M50/C90	7TCA298120R0015	74	MSA12	-	69	NC50/25M	7TCA298000R0283	18
HTS50/RT	7TCA298170R0012	75	MSA16	-	69	NC50/OR/25M	7TCA298000R0285	18
JPH1208	7TCA298010R1220	28	MSA20	-	69	NC50-S/25M	7TCA298000R0281	18
JPH1212	7TCA298010R1219	28	MSA25	-	69	NC50-S/OR/25M	7TCA298000R0282	18
JPH1612	7TCA298010R1051	28	MSA28	-	69	NCV06/100M	7TCA298000R0346	22
JPH1616	7TCA298010R1221	28	MSA32	-	69	NCV08/100M	7TCA298000R0312	22
JPH2008	7TCA298010R1222	28	MSA40	-	69	NCV10/100M	7TCA298000R0313	22
JPH2012	7TCA298010R1052	28	NC06/100M	7TCA298000R0183	18	NCV12/100M	7TCA298000R0314	22
JPH2016	7TCA298010R1223	28	NC06/OR/100M	7TCA298000R0358	18	NCV16/100M	7TCA298000R0315	22
JPH2020	7TCA298010R1138	28	NC06-S/100M	7TCA298000R0182	18	NCV20/50M	7TCA298000R0316	22
JPS1208	7TCA298010R0988	28	NC06-S/OR/100M	7TCA298040R0001	18	NCV25/50M	7TCA298000R0317	22
JPS1212	7TCA298010R0519	28	NC08/100M	7TCA298000R0188	18	NCV28/50M	7TCA298000R0319	22
JPS1612	7TCA298010R0520	28	NC08/OR/100M	7TCA298000R0192	18	NCV32/50M	7TCA298000R0318	22
JPS1616	7TCA298010R0521	28	NC08-S/100M	7TCA298000R0184	18	NEPA14-16	7TCA298010R0606	59
JPS2008	7TCA298010R0522	28	NC08-S/OR/100M	7TCA298000R0186	18	NEPA16-20	7TCA298010R0607	59
JPS2012	7TCA298010R0524	28	NC10/100M	7TCA298000R0198	18	NEPA24-28	7TCA298010R0608	59
JPS2016	7TCA298010R0525	28	NC10/OR/100M	7TCA298000R0203	18	PCS10	7TCA298010R0610	91
JPS2020	7TCA298010R0526	28	NC10-S/100M	7TCA298000R0195	18	PCS12	7TCA298010R0611	91
JPS2520	7TCA298010R0527	28	NC10-S/OR/100M	7TCA298000R0196	18	PCS16	7TCA298010R0612	91
JPS2525	7TCA298010R0528	28	NC12/100M	7TCA298000R0209	18	PCS20	7TCA298010R0613	91
JPS2820	7TCA298010R0529	28	NC12/OR/100M	7TCA298000R0215	18	PCS25	7TCA298010R0614	91
JPS2825	7TCA298010R0531	28	NC12-S/100M	7TCA298000R0206	18	PCS32	7TCA298010R0615	91
JPS2828	7TCA298010R0532	28	NC12-S/OR/100M	7TCA298000R0207	18	PG21-LK20	7TCA298010R0618	52
LNP-M16	7TCA298010R0536	89	NC16/100M	7TCA298000R0221	18	RSB12-08	7TCA298010R0654	76, 78
LNP-M20	7TCA298010R0537	89	NC16/OR/100M	7TCA298000R0226	18	RSB16-08	7TCA298010R0657	78, 80
LNP-M25	7TCA298010R0538	89	NC16-S/100M	7TCA298000R0399	18	RSB16-12	7TCA298010R0661	76, 78
LNP-M32	7TCA298010R0539	89	NC16-S/OR/100M	7TCA298000R0220	18	RSB20-08	7TCA298010R0664	78, 80
LNP-M40	7TCA298010R0540	89	NC20/50M	7TCA298000R0238	18	RSB20-12	7TCA298010R0668	78, 80
LNP-M50	7TCA298010R0541	89	NC20/OR/50M	7TCA298000R0242	18	RSB20-16	7TCA298010R0671	78, 80
LNP-M63	7TCA298010R0542	89	NC20-S/50M	7TCA298000R0232	18	RSB25-12	7TCA298010R0674	78
LNP-PG07	7TCA298010R0543	89	NC20-S/OR/50M	7TCA298000R0233	18	RSB25-16	7TCA298010R0677	78
LNP-PG09	7TCA298010R0544	89	NC25/50M	7TCA298000R0251	18	RSB25-20	7TCA298010R0678	78
LNP-PG11	7TCA298010R0550	89	NC25/OR/50M	7TCA298000R0254	18	RSB28-12	7TCA298010R0680	76, 78
LNP-PG13	7TCA298010R0545	89	NC25-S/50M	7TCA298000R0246	18	RSB28-16	7TCA298010R0683	76, 78
LNP-PG21	7TCA298010R0546	89	NC25-S/OR/50M	7TCA298000R0248	18	RSB28-20	7TCA298010R0687	76, 78
LNP-PG29	7TCA298010R0547	89	NC28/50M	7TCA298000R0263	18	RSB32-20	7TCA298010R0691	76, 78, 81
LNP-PG48	7TCA298010R0549	89	NC28/OR/50M	7TCA298000R0265	18	RSB32-25	7TCA298010R0695	76
MPA01	7TCA298010R0558	80	NC28-S/50M	7TCA298000R0259	18	RSB32-28	7TCA298010R0698	76
MPA03	7TCA298010R0559	80	NC28-S/OR/50M	7TCA298000R0260	18	RSG02	7TCA298010R0704	84

Part No.	GID No.	Page	Part No.	GID No.	Page	Part No.	GID No.	Page
RSG03	7TCA298010R0708	84	TPB28	7TCA298010R0785	83	TPS100810	7TCA298010R0800	32
RSG04	7TCA298010R0709	84	TPB32	7TCA298010R0786	83	TPS101010	7TCA298010R0802	32
RSG05	7TCA298010R0712	84	TPH080808	7TCA298010R1046	32	TPS101012	7TCA298010R0803	32
RSG06	7TCA298010R0714	84	TPH081208	7TCA298010R1224	32	TPS120808	7TCA298010R0806	32
SC-M24-90	7TCA298010R0717	84	TPH081612	7TCA298010R1228	32	TPS120812	7TCA298010R0807	32
SC-M24-S	7TCA298010R0718	84	TPH100808	7TCA298010R1047	32	TPS121010	7TCA298010R0809	32
SC-M27-90	7TCA298010R0719	84	TPH100810	7TCA298010R1236	32	TPS121012	7TCA298010R0810	32
SC-M27-S	7TCA298010R0720	84	TPH101010	7TCA298010R1154	32	TPS121208	7TCA298010R0811	32
SEG12	7TCA298010R0721	90	TPH101012	7TCA298010R1155	32	TPS121210	7TCA298010R0812	32
SEG20	7TCA298010R0723	90	TPH120808	7TCA298010R1225	32	TPS121212	7TCA298010R0813	32
SRN07	7TCA298010R0729	76, 78, 80	TPH120812	7TCA298010R1048	32	TPS121612	7TCA298010R0814	32
SRN09	7TCA298010R0731	76, 78, 80	TPH121010	7TCA298010R1229	32	TPS160808	7TCA298010R0815	32
SRN11	7TCA298010R0734	76, 78	TPH121012	7TCA298010R1230	32	TPS160812	7TCA298010R0816	32
SRN16	7TCA298010R0737	76, 78, 80	TPH121208	7TCA298010R1226	32	TPS160816	7TCA298010R0817	32
SRN21	7TCA298010R0740	76, 78	TPH121210	7TCA298010R1156	32	TPS161012	7TCA298010R0818	32
SRN28	7TCA298010R0745	76, 78	TPH121212	7TCA298010R1227	32	TPS161016	7TCA298010R0819	32
SRN29	7TCA298010R0749	76, 78, 81	TPH121612	7TCA298010R1139	32	TPS161208	7TCA298010R0820	32
SRN36	7TCA298010R0753	76, 78, 81	TPH160808	7TCA298010R1157	32	TPS161212	7TCA298010R0821	32
SRN48	7TCA298010R0756	76, 78, 81	TPH160812	7TCA298010R1140	32	TPS161216	7TCA298010R0822	32
ST20-12	7TCA298010R0758	87	TPH160816	7TCA298010R1257	32	TPS161608	7TCA298010R0823	32
ST20-2x08	7TCA298010R0759	87	TPH161012	7TCA298010R1158	32	TPS161612	7TCA298010R0824	32
ST25-12	7TCA298010R0761	87	TPH161016	7TCA298010R1159	32	TPS161616	7TCA298010R0825	32
ST25-1208	7TCA298010R0762	87	TPH161208	7TCA298010R1239	32	TPS162012	7TCA298010R0826	32
ST28-4x08	7TCA298010R0767	87	TPH161212	7TCA298010R1141	32	TPS162016	7TCA298010R0827	32
ST30-4x08	7TCA298010R0768	87	TPH161216	7TCA298010R1233	32	TPS200812	7TCA298010R1273	32
ST31-100	7TCA298010R0769	86	TPH161608	7TCA298010R1142	32	TPS200816	7TCA298010R0828	32
ST31-101	7TCA298010R0770	86	TPH161612	7TCA298010R1049	32	TPS200820	7TCA298010R0829	32
ST31-102	7TCA298010R0771	86	TPH161616	7TCA298010R1143	32	TPS201016	7TCA298010R0830	32
ST31-103	7TCA298010R1031	86	TPH162012	7TCA298010R1144	32	TPS201020	7TCA298010R0831	32
ST32-12-4x08	7TCA298010R1021	87	TPH162016	7TCA298010R1145	32	TPS201216	7TCA298010R0832	32
STN25-3x08	7TCA298010R0772	87	TPH200812	7TCA298110R0010	32	TPS201220	7TCA298010R0833	32
SWM16	7TCA296050R0488	89	TPH200816	7TCA298010R1050	32	TPS201612	7TCA298010R0834	32
SWM20	7TCA296050R0492	89	TPH200820	7TCA298010R1146	32	TPS201616	7TCA298010R0835	32
SWM25	7TCA296050R0497	89	TPH201016	7TCA298010R1160	32	TPS201620	7TCA298010R0836	32
SWM32	7TCA296050R0502	89	TPH201020	7TCA298010R1161	32	TPS202012	7TCA298010R0837	33
SWM40	7TCA296050R0506	89	TPH201216	7TCA298010R1147	32	TPS202016	7TCA298010R0838	33
SWM50	7TCA296050R0510	89	TPH201220	7TCA298010R1148	32	TPS202020	7TCA298010R0839	33
SWPG07	7TCA296050R0518	89	TPH201612	7TCA298010R1162	32	TPS202516	7TCA298010R0841	33
SWPG09	7TCA296050R0519	89	TPH201616	7TCA298010R1149	32	TPS202520	7TCA298010R0842	33
SWPG11	7TCA296050R0520	89	TPH201620	7TCA298010R1150	32	TPS250820	7TCA298010R0843	33
SWPG13	7TCA296050R0521	89	TPH202012	7TCA298010R1151	33	TPS250825	7TCA298010R0844	33
SWPG16	7TCA296050R0522	89	TPH202016	7TCA298010R1152	33	TPS251025	7TCA298010R0845	33
SWPG21	7TCA296050R0523	89	TPH202020	7TCA298010R1153	33	TPS251220	7TCA298010R0846	33
SWPG29	7TCA296050R0524	89	TPH202516	7TCA298150R0001	33	TPS251225	7TCA298010R0847	33
SWPG36	7TCA296050R0525	89	TPH302030	7TCA298150R0000	34	TPS251620	7TCA298010R0848	33
SWPG48	7TCA296050R0527	89	TPM2512	7TCA298010R0793	82, 83	TPS251625	7TCA298010R0849	33
TP12	7TCA298010R0777	82, 83	TPS060606	7TCA298110R0018	32, 88	TPS252020	7TCA298010R0850	33
TP16	7TCA298010R0779	82, 83	TPS080808	7TCA298010R0795	32	TPS252025	7TCA298010R0851	33
TP20	7TCA298010R0781	82, 83	TPS081208	7TCA298010R0797	32	TPS252520	7TCA298010R0852	33
TP28	7TCA298010R0783	82, 83	TPS081612	7TCA298010R0798	32	TPS252525	7TCA298010R0853	33
TPB20	7TCA298010R0784	83	TPS100808	7TCA298010R0799	32	TPS252825	7TCA298350R0000	33

Appendix

Part number index

Part No.	GID No.	Page	Part No.	GID No.	Page	Part No.	GID No.	Page
TPS280820	7TCA298010R0854	33	YPH101010	7TCA298010R1172	30	YPS201616	7TCA298010R0939	30
TPS280828	7TCA298010R0856	33	YPH120808	7TCA298010R1040	30	YPS202008	7TCA298010R0943	30
TPS281020	7TCA298010R0857	33	YPH120810	7TCA298010R1163	30	YPS202010	7TCA298010R0945	30
TPS281028	7TCA298010R0858	33	YPH121010	7TCA298010R1173	30	YPS202012	7TCA298010R0946	30
TPS281220	7TCA298010R0859	33	YPH121208	7TCA298010R1164	30	YPS202016	7TCA298010R0948	30
TPS281225	7TCA298010R0860	33	YPH121210	7TCA298010R1174	30	YPS252012	7TCA298010R0950	30
TPS281228	7TCA298010R0861	33	YPH121212	7TCA298010R1041	30	YPS252016	7TCA298010R0951	30
TPS281620	7TCA298010R0862	33	YPH161010	7TCA298010R1175	30	YPS252020	7TCA298010R0953	30
TPS281625	7TCA298010R0863	33	YPH161208	7TCA298010R1165	30	YPS252508	7TCA298010R0954	30
TPS281628	7TCA298010R0864	33	YPH161210	7TCA298010R1176	30	YPS252510	7TCA298010R0955	30
TPS282020	7TCA298010R0865	33	YPH161212	7TCA298010R1166	30	YPS252512	7TCA298010R0956	30
TPS282025	7TCA298010R0866	33	YPH161608	7TCA298010R1042	30	YPS252516	7TCA298010R0958	30
TPS282028	7TCA298010R0867	33	YPH161610	7TCA298010R1177	30	YPS252520	7TCA298010R0960	30
TPS282525	7TCA298010R0868	33	YPH161612	7TCA298010R1043	30	YPS252525	7TCA298010R0962	31
TPS282528	7TCA298010R0869	33	YPH200808	7TCA298010R1178	30	YPS252528	7TCA298010R0992	31
TPS282828	7TCA298010R0870	33	YPH201208	7TCA298010R1179	30	YPS282012	7TCA298010R0964	31
TPS300830	7TCA298010R0871	34	YPH201210	7TCA298010R1180	30	YPS282016	7TCA298010R0965	31
TPS301230	7TCA298010R0872	34	YPH201212	7TCA298010R1167	30	YPS282020	7TCA298010R0966	31
TPS301625	7TCA298010R0873	34	YPH201608	7TCA298010R1181	30	YPS282512	7TCA298010R0967	31
TPS301630	7TCA298010R0874	34	YPH201612	7TCA298010R1182	30	YPS282516	7TCA298010R0968	31
TPS302020	7TCA298010R0876	34	YPH201616	7TCA298010R1044	30	YPS282520	7TCA298010R0969	31
TPS302025	7TCA298010R0877	34	YPH202008	7TCA298010R1168	30	YPS282525	7TCA298010R0971	31
TPS302030	7TCA298010R0878	34	YPH202010	7TCA298010R1183	30	YPS282808	7TCA298010R0973	31
TPS302525	7TCA298010R0879	34	YPH202012	7TCA298010R1169	30	YPS282812	7TCA298010R0974	31
TPS303025	7TCA298010R0880	34	YPH202016	7TCA298010R1045	30	YPS282816	7TCA298010R0975	31
TPS303030	7TCA296070R0008	34	YPS060606	7TCA298110R0019	30	YPS282820	7TCA298010R0977	31
TPS321625	7TCA298010R0881	34	YPS080808	7TCA298010R0894	30	YPS282825	7TCA298010R0978	31
TPS321632	7TCA298010R0882	34	YPS080812	7TCA298010R0897	30	YPS282828	7TCA298010R0979	31
TPS322025	7TCA298010R0883	34	YPS081208	7TCA298010R0898	30	YPS322516	7TCA298010R0980	31
TPS322028	7TCA298010R0884	34	YPS101010	7TCA298010R0899	30	YPS322520	7TCA298010R0981	31
TPS322032	7TCA298010R0885	34	YPS120808	7TCA298010R0900	30	YPS322525	7TCA298010R0982	31
TPS322525	7TCA298010R0886	34	YPS120810	7TCA298010R0903	30	YPS322532	7TCA298010R0983	31
TPS322532	7TCA298010R0887	34	YPS120812	7TCA298010R0904	30	YPS323216	7TCA298010R0984	31
TPS323225	7TCA298010R0888	34	YPS121010	7TCA298010R0905	30	YPS323220	7TCA298010R0985	31
TPS323232	7TCA298010R0889	34	YPS121208	7TCA298010R0906	30	YPS323225	7TCA298010R0986	31
TPS401232	7TCA298010R1010	34	YPS121210	7TCA298010R0909	30	YPS323230	7TCA298010R0993	31
TPS401240	7TCA298010R1008	34	YPS121212	7TCA298010R0910	30	YPS323232	7TCA298010R0987	31
TPS401632	7TCA298010R1006	34	YPS160812	7TCA298010R0914	30	YPS403212	7TCA298010R0994	31
TPS401640	7TCA298010R1004	34	YPS161010	7TCA298010R0915	30	YPS403216	7TCA298010R0995	31
TPS402040	7TCA298010R1005	34	YPS161208	7TCA298010R0916	30	YPS403225	7TCA298010R0996	31
TPS402540	7TCA298010R1007	34	YPS161210	7TCA298010R0919	30	YPS403228	7TCA298010R0997	31
TPS402840	7TCA298010R1012	34	YPS161212	7TCA298010R0920	30	YPS404012	7TCA298010R0998	31
TPS404016	7TCA298010R1232	34	YPS161608	7TCA298010R0923	30	YPS404016	7TCA298010R0999	31
TPS404032	7TCA298010R1011	34	YPS161610	7TCA298010R0925	30	YPS404025	7TCA298010R1000	31
TPS404040	7TCA298010R1009	34	YPS161612	7TCA298010R0926	30	YPS404028	7TCA298010R1001	31
XP20	7TCA298010R0890	82, 83	YPS200808	7TCA298010R0928	30	YPS404032	7TCA298010R1002	31
XPH1208	7TCA298010R1231	35	YPS201208	7TCA298010R0930	30	YPS404040	7TCA298010R1003	31
XPS1208	7TCA298010R0891	35	YPS201210	7TCA298010R0932	30			
YPH080808	7TCA298010R1039	30	YPS201212	7TCA298010R0933	30			
YPH080812	7TCA298010R1170	30	YPS201608	7TCA298010R0935	30			
YPH081208	7TCA298010R1171	30	YPS201612	7TCA298010R0937	30			

Additional information

We reserve the right to make technical changes or modify the contents of this document without prior notice. With regard to purchase orders, the agreed particulars shall prevail. ABB AG does not accept any responsibility whatsoever for potential errors or possible lack of information in this document.

We reserve all rights in this document and in the subject matter and illustrations contained therein. Any reproduction, disclosure to third parties or utilisation of its contents – in whole or in parts – is forbidden without prior written consent of ABB AG.

Additional information

We reserve the right to make technical changes or modify the contents of this document without prior notice. With regard to purchase orders, the agreed particulars shall prevail. ABB AG does not accept any responsibility whatsoever for potential errors or possible lack of information in this document.

We reserve all rights in this document and in the subject matter and illustrations contained therein. Any reproduction, disclosure to third parties or utilisation of its contents – in whole or in parts – is forbidden without prior written consent of ABB AG.



ABB Cable Management Products Ltd

CMG House
Station Road
Coleshill
Birmingham B46 1HT
Tel: +44 (0) 1675 468 200

For Sales Support contact:

gb-cmg.salessupport@abb.com

For Technical Support contact:

cmg.conduitsystems@abb.com

For Sample Support contact:

gb-sample-requests@abb.com

harnessflex.com